

TCU BASKETBALL



GAME INFORMATION

Location: Kansas City, Mo. • Sprint Center

Rankings: TCU - NR/NR • Oklahoma - NR/NR

Television: ESPNU

TV Talent: Jon Sciammi (Play-By-Play); Miles Simon (Color)

Live Video: WatchESPN.com

Live Audio: FrogVision

Radio: KLIF AM 570, KTCU 88.7 FM, Sirius 137, XM 199, TuneIn

Radio Talent: Brian Estridge (Play-By-Play); John Denton (Color)

Twitter Updates: @TCUBasketball

TCU SCHEDULE/RESULTS

NOVEMBER TCU OPP

Fri. 11	--	--	Saint Thomas	Schollmaier Arena	W, 82-64
Mon. 14	--	--	Alabama State	Schollmaier Arena	W, 98-62
Fri. 18	--	--	Jacksonville State	Schollmaier Arena	W, 79-60
Mon. 21	--	--	Illinois State	Schollmaier Arena	W, 80-71
Fri. 25	--	--	UNLV ^	Las Vegas, Nev.	W, 63-59
Sat. 26	--	--	Washington ^	Las Vegas, Nev.	W, 93-80
Wed. 30	--	--	Washington	Schollmaier Arena	W, 86-71

DECEMBER

Sat. 3	--	RV	Arkansas State	Schollmaier Arena	W, 77-54
Wed. 7	--	--	at SMU	Dallas, Texas	L, 59-74
Sat. 10	--	--	Wofford	Schollmaier Arena	W, 72-63
Sun. 18	--	--	Texas Southern	Schollmaier Arena	W, 96-59
Wed. 21	RV	--	Bradley	Schollmaier Arena	W, 74-42
Fri. 30	RV	3/3	Kansas *	Schollmaier Arena	L, 80-86

JANUARY

Tues. 3	--	--	Oklahoma *	Schollmaier Arena	W, 60-57
Sat. 7	--	7/7	at West Virginia *	Morgantown, W.Va.	L, 82-70
Wed. 11	--	--	at Texas *	Austin, Texas	W, 64-61
Sat. 14	--	RV	Iowa State *	Schollmaier Arena	W, 84-77
Wed. 18	RV	--	at Texas Tech *	Lubbock, Texas	L, 75-69
Sat. 21	RV	6/6	Baylor *	Schollmaier Arena	L, 62-53
Mon. 23	--	--	at Oklahoma State *	Stillwater, Okla.	L, 89-76
Sat. 28	--	--	Auburn #	Schollmaier Arena	L, 88-80

FEBRUARY

Wed. 1	--	--	at Kansas State *	Manhattan, Kan.	W, 86-80 (OT)
Sat. 4	--	--	Texas *	Schollmaier Arena	W, 78-63
Tues. 7	--	--	Texas Tech *	Schollmaier Arena	W, 62-61
Sat. 11	--	8/6	at Baylor *	Waco, Texas	L, 70-52
Wed. 15	--	RV	Oklahoma State *	Schollmaier Arena	L, 71-68
Sat. 18	--	--	at Iowa State *	Ames, Iowa	L, 84-71
Wed. 22	--	3/3	at Kansas *	Lawrence, Kan.	L, 87-68
Sat. 25	--	12/13	West Virginia *	Schollmaier Arena	L, 61-60

MARCH

Wed. 1	--	--	Kansas State *	Schollmaier Arena	L, 75-74
Sat. 4	--	--	at Oklahoma *	Norman, Okla.	L, 73-68

2017 Phillips 66 Big 12 Championship

Wed. 8	--	--	Oklahoma	Kansas City, Mo.	6 p.m.
Thur. 9	--	1/1	Kansas	Kansas City, Mo.	1:30 p.m.
Fri. 10	--	--	Semifinals	Kansas City, Mo.	6/8 p.m.
Sat. 11	--	--	Championships	Kansas City, Mo.	5 p.m.

ALL TIMES CENTRAL

* - Big 12 conference game ^ Global Sports Classic # SEC/Big 12 Challenge

BIG 12 CHAMPIONSHIP



TCU HORNEF FROGS

Record: 17-14, 6-12 Big 12

NCAA RPI: 79

Head Coach: Jamie Dixon

School Record: 17-14 (1st)

Career Record: 345-137 (14th)



OKLAHOMA SOONERS

Record: 11-19, 5-13 Big 12

NCAA RPI: 151

Head Coach: Lon Kruger

School Record: 122-76 (6th)

Career Record: 601-380 (31st)

THE GAME

Eighth seeded TCU (17-14, 6-12) opens up the Phillips 66 Big 12 Championship with a first round game against No. 9 seed Oklahoma (11-19, 5-13) Wednesday at 6 p.m. in the Sprint Center in Kansas City, Mo. The game will be broadcast on ESPNU with Jon Sciammi (Play-By-Play) and Miles Simon (Color) calling the action. The game can also be heard on KLIF AM 570, KTCU 88.7 FM, Sirius 137, XM 199, FrogVision or TuneIn Radio. The winner of the game will advance to the quarterfinals to play No. 1 seed Kansas at 1:30 p.m. on Thursday on ESPN2.

THE OPPONENT

Oklahoma is led in scoring by underclassmen guards Kameron McGusty and Rashard Odomes. McGusty, a freshman, is averaging 10.9 points per game, while the sophomore, Odomes is at 10.3 points per game. McGusty scored 22 points in the Sooners' 73-68 win over the Frogs on Saturday. In that same game, Kristan Doolittle recorded 19 points and 13 rebounds.

THE SERIES

Oklahoma leads the all-time series 17-3 with a 3-1 advantage in neutral site games. This will be the first meeting for the two teams at the Big 12 Tournament. The last time OU and TCU met a neutral site was on Dec. 28, 1991, a 78-73 win by the No. 14-ranked Sooners at the All-College Tournament in Oklahoma City, Okla. Wednesday will be the rubber game in the season series with each team winning on its home floor. TCU won 60-57 on Jan. 3 in Fort Worth and Oklahoma won 73-68 in the regular season finale on March 4 in Norman.

TCU AT THE BIG 12 CHAMPIONSHIP

At No. 8, it's TCU's highest seed since in its five seasons in the conference. The Frogs have an all-time record of 2-4 in the Big 12 Championship and have won their first round game in each of the past two seasons. Last season, No. 10 TCU defeated No. 7 Texas Tech, 67-62, in the first round before falling to No. 2 West Virginia, 86-66, in the quarterfinals.

JAMIE DIXON IN CONFERENCE TOURNAMENTS

Jamie Dixon is 14-11 all-time in conference tournaments. At Pittsburgh, he was 11-8 in his 10 years of Big East Tournament play and 3-3 in three years of the ACC Tournament. Dixon won the conference tournament once, in 2008, as a No. 7 seed.

FIRST SINCE

- TCU was over .500 in conference play through 11 games for the first time since the 2004-05 season, also at 6-5.
- TCU's six conference wins are its most ever in the Big 12. TCU is in its fifth season in the league.
- TCU's win at Texas was its first in Austin in 30 years, which was Jamie Dixon's senior year.
- TCU swept the season series over Texas for the first time in 30 years.
- TCU's win over Iowa State was its first in 20 years.
- TCU's win at Kansas State was its first win in Manhattan in 18 years.
- TCU won three-straight conference games for the first time since the 2007-08 season when it was in the Mountain West.

CROAK NOTES

- TCU has been to the NCAA Tournament seven times, but has never won a conference tournament.
- Vladimir Brodziansky (Second Team and All-Defensive), Jaylen Fisher (Honorable Mention), Alex Robinson (All-Newcomer) and Kenrich Williams (Honorable Mention) all earned postseason honors from the Big 12 Conference.
- Brodziansky was named All-Big 12 Honorable Mention by the AP.
- TCU finished in eighth place in the Big 12 standings, the highest in its five seasons in the league.
- Jamie Dixon has won the most games of any TCU head coach in his first year with the program.
- TCU's seven-game slide is the second longest losing streak of Dixon's career. He lost eight straight in 2011-12 at Pittsburgh.
- In its five seasons in the Big 12, TCU has three road conference wins, two of those wins coming this season.
- Jamie Dixon has coached as many conference wins (6) as TCU had in the last three years combined.
- TCU's NCAA RPI is 79 and strength of schedule is 30.
- TCU's last postseason tournament bid came in 2012 with the CBI.
- TCU last played in the NCAA Tournament in 1998 with its last win in the tournament coming in 1987 when Dixon was a player.
- TCU last played in the NIT in 2005.
- TCU is 16-5 when outrebounding its opponent.
- TCU is 7-2 when shooting over 50 percent from the field.
- TCU is 14-2 when leading at halftime (Baylor, WVU).
- TCU is 10-4 when forcing more turnovers than it commits.
- TCU's 73.6 points per game is the highest average since the 2002-03 season (80.4).
- TCU is shooting 46.1 percent from the field, the most since the 1998-99 season (49.1).
- TCU's 16.6 assists per game is the most since the 2000-01 season (18.9).
- TCU's 35.7 rebounds per game is the most since the 2002-03 season (38.9).
- TCU currently ranks No. 2 in the Big 12 and No. 23 in the NCAA in assists (16.6).
- TCU currently ranks No. 3 in the Big 12 and 37th in the NCAA in blocked shots (4.7).
- At 13-6, it's TCU's most wins at home since a 14-3 home record during the 2011-12 season
- Kenrich Williams ranks No. 2 in the Big 12 and No. 37 in the NCAA with 9.4 rebounds per game.
- Williams ranks No. 23 in the NCAA and No. 2 in the Big 12 in offensive rebounds with a 3.31 average on the season.
- Williams ranks first in the conference with 13 double-doubles this season.
- Jaylen Fisher leads the Big 12 freshmen in assists per game at 4.3. He has made at least one 3-pointer in 17 consecutive games.
- Brandon Parrish ranks third all-time in games played in school history. He is 1 away from the most in school history (129).
- Alex Robinson has led TCU in assists 23 times this season and has had at least four assists in all but five games this season.
- Robinson passed Jamie Dixon (86-87) for 10th for the most assists in a season at TCU with 169.
- Vladimir Brodziansky ranks second in the Big 12 and 23rd nationally with 2.3 blocks per game.
- Brodziansky's 72 total blocks ranks as the third most in school history for a single season.

INSIDE THE SERIES

Overall: Oklahoma leads 17-3 // 21th meeting

In Fort Worth: OU leads 6-2

In Norman: OU leads 8-0

Neutral: OU leads 3-1

Last Meeting: March 4, 2017 (L, 73-68 at OU)

Dixon vs. Opponent: 1-1

Current Streak: OU, W1

STATISTICAL COMPARISON

	TCU	Opp.
Scoring Average	73.6	73.3
Opp. Scoring Average	69.7	73.9
Scoring Margin	+3.9	-0.6
FG Percentage	.461	.423
3FG Percentage	.351	.348
FT Percentage	.687	.724
Rebounding Average	35.7	38.1
Assists Per Game	16.6	10.6
Blocks Per Game	4.7	4.8
Steals Per Game	6.4	7.0

ATHLETICS COMMUNICATIONS

Steven Schoon

Associate Director of Athletics Communications

Office Phone: 817-257-5299 • Cell Phone: 620-218-1693

Email: s.schoon@tcu.edu • Fax: 817-257-7694

Press Row: 817-257-7337 • Website: www.gofrogs.com

NORMAN, Okla. (AP) TCU's Kenrich Williams tied the game with a 3-point shot late, but Oklahoma was able to hang on for a 73-68 win Saturday.

Freshman Kameron McGusty tied his career high 22 with points to lead Oklahoma to a 73-68 victory over TCU in the Big 12 conference finale on Saturday.

McGusty gave the Sooners (11-19, 5-13) a 66-63 lead on a driving layup with 1:12 remaining and then watched TCU's Kenrich Williams tie the game with a 3-point shot on the Frogs next possession. McGusty and fellow freshmen Kameron Doolittle and Jordan Shepherd then connected on seven straight free throws to seal the game as the Horned Frogs missed three of their last four shots.

Oklahoma has a 10-0 record against TCU in Norman and has won 11 of the last 13 meetings overall. Doolittle added 19 points and 13 rebounds for the Sooners, while center Khadeem Lattin had seven points, 10 rebounds and five blocked shots.

TCU (17-14, 6-12) lost for the seventh straight time. Williams and Vladimir Brodziansky scored 17 points apiece, with Williams adding 13 boards. The Horned Frogs went 4 of 9 the foul line while the Sooners were 17 of 22.



UNIVERSITY QUICK FACTS

School: _____ TCU
 Location: _____ Fort Worth, Texas
 Elevation: _____ 612 feet
 Founded: _____ 1873
 Enrollment: _____ 10,323
 Colors: _____ Purple and White
 Nickname: _____ Horned Frogs, Frogs
 Home Facility: _____ Ed and Rae Schollmaier Arena (6,700)
 Conference: _____ Big 12 Conference
 Affiliation: _____ NCAA Division I
 Chancellor: _____ Dr. Victor J. Boschini, Jr.
 Director of Intercollegiate Athletics: _____ Chris Del Conte
 Faculty Rep.: _____ Rhonda Hatcher
 Ticket Office Phone: _____ (817) 257-FROG (3764)

HISTORY

First Season: _____ 1908-09
 Record All-Time: _____ 1,177-1,380 (.461)
 NCAA Tournament Appearances / Last: _____ 7 / 1998
 Record in NCAA Championship: _____ 5-7 (.417)
 NIT Appearances / Last: _____ 6 / 2005
 Record in NIT: _____ 9-6 (.600)
 CBI Appearances / Last: _____ 1 / 2012
 Record in CBI: _____ 1-1 (.500)

COACHING STAFF

Head Coach: _____ Jamie Dixon
 Alma Mater: _____ TCU, '87
 Record at TCU: _____ 17-14 (.548) / First Season
 Career Record: _____ 345-137 (.718) / 14th season
 Assistant Coaches: _____
 _____ David Patrick, Louisiana-Lafayette, 00' / First Season
 _____ Ryan Miller, Northern State, 00' / First Season
 _____ Corey Barker, Prairie View A&M, 03' / First Season
 Operations Coordinator: _____ Thomas Montigel, TCU, '14 / First Season
 Special Assistant: _____ Tom Herrion, Merrimack, 89' / First Season
 Administrative Assistant: _____ Joan Owens
 Office Phone Number: _____ (817) 257-7968

2015-16 SEASON RECAP

Record (H / A / N): _____ 12-21 (9-9 / 1-10 / 2-2)
 Conference Record / Finish: _____ 2-16 / 10th Big 12
 Postseason: _____ None
 Final AP/USA Today Ranking: _____ NR/NR

2016-17 TEAM INFO

Lettermen Returning/Lost: _____ 9/3
 Starters Returning/Lost: _____ 4/1
 Newcomers: _____ 6
 Sr. / Jr. / So. / Fr.: _____ 4 / 5 / 2 / 5

INSIDE THE STARTING LINEUP

0 - JAYLEN FISHER

FR. // 6-2 // GUARD // ARLINGTON, TENN.

PPG	RPG	APG	MPG
10.0	1.9	4.3	29.2

NOTES

- ▶ Named All-Big 12 Honorable Mention
- ▶ Fisher had a career-high 18 points at Baylor, 11 assists against Iowa State
- ▶ He was considered the eighth-best point guard nationally by ESPN
- ▶ He was a consensus four-star recruit by ESPN
- ▶ Fisher is the highest ranked recruit by ESPN (No. 34) to ever play for TCU

34 - KENRICH WILLIAMS

JR. // 6-7 // GUARD // WACO, TEXAS

PPG	RPG	APG	MPG
10.2	9.4	2.2	31.9

NOTES

- ▶ Named All-Big 12 Honorable Mention
- ▶ Williams ranks No. 2 in the Big 12 in rebounding.
- ▶ Williams had a career-high 18 rebounds against UNLV
- ▶ Williams sat out a total of 618 days before playing against Jacksonville St.
- ▶ Williams sat out the entire 2015-16 campaign with a knee injury

25 - ALEX ROBINSON

SO. // 6-1 // GUARD // FORT WORTH, TEXAS

PPG	RPG	APG	MPG
11.2	2.8	5.5	32.4

NOTES

- ▶ Named to the Big 12 All-Newcomer Team
- ▶ Robinson has recorded 19 games of five or more assists in this season
- ▶ Robinson named to the all-tournament team in Vegas
- ▶ Robinson came to TCU from Texas A&M
- ▶ Robinson's mother competed for TCU women's basketball from 1982-84

15 - JD MILLER

SO. // 6-8 // FORWARD // DALLAS, TEXAS

PPG	RPG	APG	MPG
7.7	3.3	1.1	19.3

NOTES

- ▶ Miller scored a season-best 18 points at K-State
- ▶ Scored in double figures in six of his last 10 games.
- ▶ Miller has started 24 games this season after 0 last year.
- ▶ Miller has 13 double-figure outings in his career
- ▶ Miller has one double-double for his career, at Iowa State last season

10 - VLADIMIR BRODZIANSKY

SO. // 6-11 // FORWARD // PRIEVIDZA, SLOVAKIA

PPG	RPG	BPG	MPG
13.7	5.7	2.4	23.7

NOTES

- ▶ All-Big 12 Second Team | All-Defensive Team | Academic All-Big 12
- ▶ Averaged 15.7 points and 5.9 rebounds in Big 12 play
- ▶ Ranks second in the Big 12 with 2.3 blocks per game
- ▶ Brodziansky ranks second in the Big 12 in field goal percentage (.578)
- ▶ Brodziansky came to TCU from Pratt CC in Kansas

RESERVES

No.	Name	Pos.	Ht.	Cl.	PPG	RPG	APG	Hometown
1	Desmond Bane	G	6-5	Fr.	6.8	2.9	0.9	Richmond, Ind.
2	Michael Williams	G	6-2	Sr.	2.0	0.7	0.6	San Antonio, Texas
5	Josh Parrish	G	6-5	Fr.	1.1	0.7	0.3	Arlington, Texas
11	Brandon Parrish	G	6-6	Sr.	5.5	2.8	0.5	Arlington, Texas
20	Dalton Dry	G	6-3	Jr.	0.4	0.3	0.3	Fort Worth, Texas
32	Karviar Shepherd	F	6-11	Sr.	4.6	2.6	0.6	Dallas, Texas
33	Chris Washburn	F	6-8	Sr.	2.1	1.5	0.5	Grand Prairie, Texas
45	Austin Sottile	F	6-6	Jr.	0.5	0.1	0.3	Saint Louis, Mo.

GAME WEEK SCHEDULE

5	SUNDAY	6	MONDAY	7	TUESDAY	8	WEDNESDAY	9	THURSDAY	10	FRIDAY	11	SATURDAY
	OFF		PRACTICE / TRAVEL TO KC		PRACTICE		BIG 12 FIRST RD VS OKLAHOMA 6 P.M.		BIG 12 QUARTERS AT KANSAS 1:30 P.M.		BIG 12 SEMIFINALS 6/8 P.M.		BIG 12 FINALS 5 P.M.

PLAYER BROADCAST NOTES

0 JAYLEN FISHER 6-2, FRESHMAN, GUARD, ARLINGTON, TENN., BOLTON HS

- Fisher was named All-Big 12 Honorable Mention
- Fisher leads the Frogs and all Big 12 freshmen with 48 made 3-pointers
- Fisher leads all Big 12 freshmen with 4.3 assists per game.
- Fisher had a career-high 18 points at No. 6 Baylor and a career-high 11 assists against Iowa State.
- Fisher was ranked as the No. 34 overall player in the country by ESPN out of high school.
- Fisher is the highest ranked recruit by ESPN to ever play for the Horned Frogs.
- The Tennessee native was considered the eighth-best point guard nationally by ESPN.
- He was a consensus four-star recruit and rated as the second-best player in the state of Tennessee by ESPN.
- Only two other Big 12 programs in Kansas and Texas had a player ranked higher in the final 2016 ESPN 100 rankings.
- Fisher, who played AAU ball for Team Thad, hails from Arlington, Tenn., and attended Bolton High School.
- He ranked No. 55 overall among the best players nationally according to Rivals.
- Fisher competed at the prestigious Under Armour All-America Camp.
- Chose TCU over offers from Arkansas, LSU, Indiana, Baylor and UNLV.

1 DESMOND BANE 6-5, FRESHMAN, GUARD, RICHMOND, IND., SETON CATHOLIC HS

- Bane has scored in double-figures in nine games this season.
- Bane was named the tournament MVP at the Global Sports Classic over Thanksgiving.
- Bane scored over 1,900 points during his prep career for Seton Catholic in Indiana.
- Bane averaged 30.0 points, 11.5 rebounds, 6.1 assists and 3.2 blocks per game in his senior season.
- Bane received interest from programs such as Northwestern, Purdue, Rutgers, Texas Tech and Xavier.
- Bane is the all-time leading scorer in Wayne County boys basketball history.
- Bane was a Supreme-15 selection by the IBCA and was also named a Mr. Basketball candidate in Indiana.

2 MICHAEL WILLIAMS 6-2, SENIOR, GUARD, SAN ANTONIO, TEXAS, REAGAN HS

- Williams, an Academic All-Big 12 selection the past three years, all three he has been eligible.
- Williams is double majoring in supply and value chain management and finance.
- TCU is 8-9 all-time when Williams starts during his career.
- Williams was named a nominee for the 2016 Allstate NABC Good Works Team.
- Williams comes from a military background as both his mother and father served for the US Army.

5 JOSH PARRISH 6-5, FRESHMAN, GUARD, ARLINGTON, TEXAS, SEGUIN HS

- Parrish was ranked in the prestigious Rivals 150 nationally at No. 149 in 2016.
- Parrish was a four star recruit according to MaxPreps and ranked as the 15th best player in the state of Texas.
- Was the Fort Worth Star-Telegram Super Team Player of the Year after averaging 20.7 points and 8.5 rebounds.
- He was named to the Texas Association of Basketball Coaches Class 5A All-Region II team.
- Parrish is the younger brother of senior Brandon Parrish. One of 17 sets of brothers in the NCAA.
- Was the 13th ranked player in the state of Texas, starred at Seguin High School in Arlington.

10 VLADIMIR BRODZIANSKY 6-11, JUNIOR, FORWARD, PRIEVIDZA, SLOVAKIA, PRATT CC

- Named Second Team All-Big 12 and to the Big 12 All-Defensive Team.
- Named All-Big 12 Honorable Mention by the Associated Press.
- Named Academic All-Big 12.
- Ranks second in the Big 12 and 23rd in the NCAA with 2.3 blocks per game.
- Became TCU's first-ever Big 12 Player of the Week on Jan. 16.
- Brodziansky scored a career-high 28 points to go along with nine rebounds against Kansas
- Brodziansky recorded five blocks in the outing against Arkansas State.
- Recorded his first start against Wvofford and totaled 10 points and eight rebounds
- Brodziansky closed the year third on the team in scoring, averaging 9.7 points per game in 2015-16.
- Wrapped-up league play, ranking No. 7 overall in the Big 12 Conference in blocked shots a year ago.

11 BRANDON PARRISH 6-6, SENIOR, GUARD, ARLINGTON, TEXAS, SEGUIN HS

- On pace to become TCU's all-time leader in games played. Will tie the record on Wednesday. Has never missed a game.
- Ranks second on the team with 35 made 3-pointers.
- Parrish made his second start of the season at Oklahoma State.
- Parrish was the lone Frog to start all 33 games during the 2015-16 season.
- In TCU's last four wins of the 2015-16 season, Parrish shot 55.6 percent from the field.
- Parrish played in his 100th career game vs. Jacksonville State.
- Parrish scored in double-figures in 13 games throughout the course of the 2015-16 season.
- Parrish is a 2017 Allstate NABC Good Works Team® nominee.
- He hit two or more three-pointers six times in conference action in 2015-16.
- Parrish dropped 20 versus No. 6 Oklahoma last March and against Jacksonville State earlier this year.
- Traveled to South Africa this summer to work on a Rhino Conservation Camp.

12 KOUAT NOI 6-7, FRESHMAN, FORWARD, NEWCASTLE, AUSTRALIA, MONTVERDE ACADEMY (FLA.)

- Noi was a consensus three-star recruit and the No. 19 ranked player in the state of Florida.
- The 6-foot-7 forward, who originally hails from Australia, was ranked No. 7 overall in the 2016 Australian Class.
- He competed this past season at Montverde Academy Prep in Montverde, Fla.
- Noi averaged 19 points at Montverde Academy.
- Led New South Wales Country to a silver medal at the 2014 U18 Australian Junior Championship.
- Noi, who was named a reserve for the Australian U19 team in 2015.
- Noi will redshirt the 2016-17 season

15 JD MILLER 6-8, SOPHOMORE, FORWARD, DALLAS, TEXAS, SEAGOVILLE HS

- Miller scored a season-high 18 points in TCU's win at Kansas State with a career-best 4-of-5 from 3-point range.
- Miller played in all 33 games during the 2015-16 season.
- Miller made three starts a year ago against Iowa State, Texas Tech and Baylor.
- Closed out the season, scoring 12 points on 4-of-8 shooting from the field against West Virginia at Big 12 Tournament.
- He tallied a career-high 19 points in his first career start at No. 13 Iowa State last February.
- Totaled his first career double-double (19 points, 11 boards) against Cyclones as well.
- Miller led TCU in rebounding six times during the season, while scoring in double-figures seven times.
- Closed the year ranking No. 14 in the Big 12 Conference in offensive rebounds, averaging 1.9 boards a game.

20 DALTON DRY 6-3, JUNIOR, GUARD, FORT WORTH, TEXAS, FW COUNTRY DAY HS

- Dry saw action off the bench in 16 games during the 2015-16 season.
- Dry saw action in five league games against Oklahoma, Kansas, West Virginia and K-State a year ago.
- Father, Mike, played football for TCU (1979-81), while his cousin, Matt Panfil, also saw action from 2005-08.
- Grandfather F.A. Dry is a former TCU head football coach (1977-82).
- Uncle Dennis Lindsey is the general manager for the Utah Jazz.
- Sister Alyssa is a sophomore on the Baylor Bears women's basketball team.
- Dry's cousin's with Baylor Bears sophomore Jake Lindsey.

25 ALEX ROBINSON 6-1, SOPHOMORE, GUARD, FORT WORTH, TEXAS, TEXAS A&M

- Robinson has recorded 24 games of five or more assists in his career, including 19 times this season.
- Robinson ranks third in the Big 12 in assists with 5.5 per game.
- Robinson has recorded at least four assists in all, but four games (at OSU, vs. Baylor, WVU x2, St. Thomas).
- Robinson scored a career-high 24 points against Washington and was named to the all-tournament team in Vegas.
- Robinson, who made his first start as a Horned Frog against UNLV, tallied a career-high 10 assists at SMU.
- Robinson came to TCU from Texas A&M where he saw action in 32 games during his only year in College Station.
- He reached double-figures in points in eight contests, while shooting 41.9 percent from the floor for the Aggies.
- Robinson tallied a career-high 21 points against Louisiana Tech in the final game of the 2015 campaign.
- Prior to Texas A&M, Robinson was rated a four-star prospect by ESPN, Rivals.com and Scout.com
- Robinson played two prep seasons at Timberview High School in Arlington.
- He earned All-State accolades along with all-district and team MVP honors.
- Robinson scored in double-figures in three-straight games to close the 2015 season at Texas A&M.
- Robinson posted five or more assists in five games at Texas A&M, including a career-high 10 vs. Youngstown St.
- His mother, Darla, competed for the TCU women's basketball team from 1982 through 1984. She wore No. 25 as well.

32 KARVIAR SHEPHERD 6-11, SENIOR, FORWARD, DALLAS, TEXAS, PRIME PREP ACADEMY

- Shepherd has made 94 starts, while playing in 123 games in his career.
- Shepherd currently sits No. 6 all-time in career starts and No. 5 in blocked shots in program history.
- Shepherd tallied 15 points, 5 rebounds and 3 assists against Washington in Las Vegas.
- Shepherd played in 29 games during the course of the 2015-16 season, while making 23 starts.
- Battled back injuries all season to score in double-figures in seven games a year ago.
- Shepherd recorded three double-figure rebounding games in 2016.
- Had a 19-board performance vs. DSU, which ranked No. 2 in the Big 12 Conference for the 2015-16 season.
- He was No. 14 overall in the Big 12 Conference a year ago in blocked shots per game at 0.7 for the year.
- In 2014-15, he finished 14th overall in the league in rebounding, averaging 5.7 boards a contest.
- Shepard was the highest-rated prospect to ever sign with TCU up until the signing of Jaylen Fisher.

33 CHRIS WASHBURN 6-8, SENIOR, FORWARD, GRAND PRAIRIE, TEXAS, UTEP

- Washburn has scored 14 total points in his last five games. He had five points in the previous 14 games.
- Washburn played in a total of 22 games in 2015-16 and made 17 starts.
- Wrapped-up the season ranking No. 8 in the Big 12 Conference in blocked shots during league play at 0.9 per contest.
- He scored the game-winner and recorded the game-winning block with 3 seconds left in 58-57 win over Texas.
- He scored in double-figures five times a year ago, while leading TCU in assists and rebounds in five games.
- Washburn has tallied a career-high of 17 points against K-State in 2015.
- Washburn has tallied 15 double-digit scoring games during his career.
- In 2014-15, he finished the season ranked No. 7 in the Big 12 Conference in blocks, while ranking No. 8 in steals.
- Washburn appeared in all 32 games for UTEP in 2012-13 with four starts.

34 KENRICH WILLIAMS 6-7, JUNIOR, GUARD, WACO, TEXAS, NEW MEXICO JC

- Named All-Big 12 Honorable Mention
- Has three-straight double-doubles including his 13th of the season at Oklahoma with a 17 points and 13 rebounds.
- Williams ranks No. 23 in NCAA in offensive rebounds per game and No. 36 in rebounds per game.
- Williams ranks No. 2 in the Big 12 Conference in rebounds and offensive rebounds per game.
- Made his return against Jacksonville State after being out a total of 618 days.
- Williams missed the entire 2015-16 campaign and game No. 1 due to injury.
- He tallied a double-double in three games in 2014-15, including a 10 point, 16 board outing versus Texas Tech in Feb.
- He wrapped-up league play ranking No. 7 overall in rebounding after averaging 6.8 rebounds a contest
- He was No. 3 in offensive rebounds in the Big 12 with 2.78 offensive boards a game in 2014-15.
- On the season, Williams was even better, finishing No. 5 overall in rebounds (6.7) and No. 3 in offensive rebounds (2.82).

45 AUSTIN SOTTILE 6-6, JUNIOR, FORWARD, SAINT LOUIS, MO., SAINT LOUIS UNIVERSITY HS

- Sottile is in his first year in the program after coming to TCU as a regular student.
- The walk-on was a letter-winner at Saint Louis University High School in Missouri.
- He earned all-conference accolades as both a junior and senior in basketball.
- At Saint Louis, Sottile scored over 1,000 points and was coached by head coach Erwin Claggett.
- The 6-foot-6 forward averaged 17 points per game as a senior and was a team captain.

SERIES HISTORY

OKLAHOMA (3-17)


1925	L	9-20	Norman
Jan. 2, 1927	L	16-41	Fort Worth
Dec. 26, 1945	L	31-51	Oklahoma City
Dec. 6, 1946	L	54-76	Dallas
Dec. 1, 1966	L	76-90	Norman
Dec. 4, 1967	L	57-66	Fort Worth
Dec. 27, 1986	W	95-82	Oklahoma City
Dec. 28, 1991	L	73-78	Oklahoma City
Dec. 2, 2006	L	35-63	Norman
Dec. 2, 2007	L	66-90	Fort Worth
Feb. 11, 2013	L	48-75	Norman
March 9, 2013	W	70-67	Fort Worth
Jan. 22, 2014	L	69-77	Norman
March 8, 2014	L	67-97	Fort Worth
Feb. 7, 2015	L	56-68	Fort Worth
Feb. 28, 2015	L	60-67	Norman
Feb. 2, 2016	L	72-95	Norman
Mar. 5, 2016	L	67-75	Fort Worth
Jan. 3, 2017	W	60-57	Fort Worth
March 4, 2017	L	73-68	Norman

KANSAS (1-14)

Mar. 21, 1952	L	64-68	Kansas City
Dec. 20, 1997	L	78-94	Kansas City
Dec. 1, 2003	L	66-85	Fort Worth
Dec. 9, 2004	L	74-93	Lawrence
Feb. 6, 2013	W	62-55	Fort Worth
Feb. 23, 2013	L	48-74	Lawrence
Jan. 25, 2014	L	69-91	Fort Worth
Feb. 15, 2014	L	65-95	Lawrence
Jan. 28, 2015	L	61-64	Fort Worth
Feb. 21, 2015	L	72-81	Lawrence
Mar. 12, 2015	L	59-64	Kansas City
Jan. 16, 2016	L	63-70	Lawrence
Feb. 6, 2016	L	56-75	Fort Worth
Dec. 30, 2016	L	86-80	Fort Worth
Feb. 22, 2017	L	87-68	Lawrence

OKLAHOMA STATE (4-25)

1918	L	22-48	Fort Worth
1919	L	32-35	Stillwater
1924	L	19-26	Fort Worth
1924	L	15-22	Fort Worth
1925	W	37-16	Stillwater
1925	L	13-34	Stillwater
Dec. 28, 1939	L	21-38	Oklahoma City
Dec. 26, 1941	L	25-32	Oklahoma City
Feb. 24, 1945	L	25-60	Stillwater
Feb. 21, 1947	L	26-70	Stillwater
Mar. 13, 1953	L	54-71	Manhattan
Dec. 20, 1969	L	59-69	Fort Worth
Dec. 26, 1986	W	92-61	Oklahoma City
Dec. 22, 1992	L	47-65	Fort Worth
Dec. 9, 1993	L	67-89	Stillwater
Dec. 30, 1997	L	81-82	Fort Worth
Nov. 28, 1998	L	74-79	Stillwater
Nov. 21, 2001	L	77-95	Las Vegas
Nov. 25, 2005	L	58-66	Las Vegas
Jan. 9, 2013	L	45-63	Stillwater
Feb. 27, 2013	L	47-64	Fort Worth
Jan. 15, 2014	L	50-82	Stillwater
Feb. 24, 2014	L	54-76	Fort Worth
Feb. 14, 2015	W	70-55	Fort Worth
Mar. 4, 2015	L	70-82	Stillwater
Jan. 2, 2016	L	48-69	Stillwater
Feb. 8, 2016	W	63-56	Fort Worth
Jan. 23, 2017	L	89-76	Stillwater
Feb. 15, 2017	L	71-68	Fort Worth



SERIES HISTORY

IOWA STATE (6-10)

Dec. 14, 1974	L	90-91	Ames
Dec. 9, 1975	W	95-83	Fort Worth
Dec. 14, 1981	W	72-63	Fort Worth
Dec. 18, 1982	W	74-66	Ames
Nov. 29, 1991	W	53-52	San Juan
Dec. 24, 1997	W	93-54	San Juan
Jan. 19, 2013	L	50-63	Fort Worth
Feb. 16, 2013	L	53-87	Ames
Feb. 8, 2014	L	69-84	Ames
Feb. 22, 2014	L	60-71	Fort Worth
Jan. 31, 2015	L	66-83	Ames
Mar. 7, 2015	L	76-89	Fort Worth
Jan. 23, 2016	L	60-73	Fort Worth
Feb. 20, 2016	L	83-92	Ames
Jan. 14, 2017	W	84-77	Fort Worth
Feb. 18, 2017	L	84-71	Ames

TCU AT THE PHILLIPS 66 BIG 12 CHAMPIONSHIP

TCU RECORD: 2-4

2012-13

No. 10 seed Kansas City, Mo.		
No. 7 Texas	L	57-70

2013-14

No. 10 seed Kansas City, Mo.		
No. 7 Baylor	L	68-76

2014-15

No. 9 seed Kansas City, Mo.		
No. 8 K-State	W	67-65
No. 1 Kansas	L	59-64

2015-16

No. 10 seed Kansas City, Mo.		
No. 7 Texas Tech	W	67-62
No. 2 West Virginia	L	66-86

TCU AT THE PHILLIPS 66 BIG 12 CHAMPIONSHIP

MARCH 13, 2013

NO. 7 TEXAS 70, NO. 10 TCU 57

FIRST ROUND // SPRINT CENTER

TCU 57 • 11-21, 2-16

		Total	3-Ptr		Rebounds					PF	TP	A	T.O	Bk	Stl	Min	
##	Player	FG	FTA	FG	FTA	FT	FTA	Off	Def	Total	PF	TP	A	T.O	Bk	Stl	Min
22	Crossland, Connell	r	2-7	0-0	0-0	7-7	0	3	4	11	1	0	1	0	1	0	27
24	McKinney, Adrick	r	3-7	0-0	2-3	4	2	6	3	8	0	2	0	0	0	2	18
33	Green, Garlon	r	1-9	0-4	0-0	1	0	1	3	2	4	2	2	0	0	19	29
05	Anderson, Kyan	g	3-10	2-8	0-0	0	1	1	1	8	2	2	2	0	1	38	31
21	Butler Lind, Nate	g	3-6	2-4	1-2	1	2	3	5	9	0	1	0	0	1	0	31
00	Hill Jr., Charles	g	3-6	2-4	2-3	0	0	1	1	3	10	0	1	1	0	23	30
12	Dincer, Kemal	g	0-1	0-1	0-0	0	0	0	0	1	0	1	0	0	0	0	6
23	Abrons, Devonta	g	2-6	0-0	5-7	6	5	11	2	9	0	1	1	0	1	0	25
35	Zurcher, Chris	g	0-0	0-0	0-0	0	0	0	0	0	0	0	0	0	0	0	3
Team																	
Totals		17-52	6-21	17-22	15	15	30	22	57	8	10	2	5	200			

FG % 1st Half: 9-27 33.3% 2nd half: 8-25 32.0% Game: 17-52 32.7%
3FG % 1st Half: 2-7 28.6% 2nd half: 4-14 28.6% Game: 6-21 28.6%
FT % 1st Half: 6-6 100.0 2nd half: 11-16 68.8% Game: 17-22 77.3%

Texas 70 • 16-16, 7-11

#	Player	Total		3-Ptr		Rebounds			PF	TP	A	T.O	Bk	Stl	Min
		FG	FGA	FG	FGA	FT	FTA	Off							
00	Holmes, Jonathan	r	3-5	0-0	1-2	4	1	5	4	7	1	0	1	0	19
21	Lammert, Connor	r	3-5	0-0	1-2	1	4	5	4	8	0	1	1	0	29
33	Papadetro, Ioannis	r	0-1	0-1	1-2	0	2	2	3	1	1	1	0	1	14
02	Holland, Demarcus	g	1-2	0-0	1-2	0	2	2	0	3	1	1	0	2	14
12	Kabongo, Myck	g	1-1	0-1	8-9	0	4	4	1	16	6	3	0	1	17
04	McClellan, Sheldon	g	2-4	1-2	7-8	0	1	1	0	12	1	1	0	0	26
03	Felix, Javan	g	0-0	0-0	0-0	0	0	0	1	0	0	0	0	0	6
05	Bond, Jaylen	g	0-0	0-0	0-0	0	1	1	1	0	0	0	0	0	3
14	Lewis, Julien	g	5-10	4-7	5-7	0	4	4	1	19	0	0	0	0	27
44	Ibbeh, Prince	g	1-2	0-0	0-0	2	0	2	1	2	0	0	2	1	15
55	Ridley, Cameron	g	1-3	0-0	0-0	0	3	3	4	2	0	1	1	0	10
Totals		20-39	5-12	25-32	7	23	30	20	70	10	8	5	5	200	

FG % 1st Half: 9-20 45.0% 2nd half: 11-19 57.9% Game: 20-39 51.3%
3FG % 1st Half: 3-7 42.9% 2nd half: 2-5 40.0% Game: 5-12 41.7%
FT % 1st Half: 7-12 58.3% 2nd half: 18-20 90.0% Game: 25-32 78.1%

Officials: Mark Whitehead, Don Dally, Terry Oglesby
Technical fouls: TCU-None. Texas-None.
Attendance: 17018
Phillips 66 Big 12 Championship - First Round

Score by periods		1st	2nd	Total
TCU		26	31	57
Texas		28	42	70

Last FG - TCU 2nd-01:11, UT 2nd-00:42.
Largest lead - TCU by 2 2nd-14:49, UT by 14 2nd-01:27.
TCU led for 03:08, UT led for 34:26. Game was tied for 02:26.

Score tied - 3 times.
Lead changed - 6 times.

MARCH 12, 2014

NO. 7 BAYLOR 76, NO. 10 TCU 68

FIRST ROUND // SPRINT CENTER

TCU 68 • 9-22, 0-18

		Total	3-Ptr			Rebounds									
##	Player	FG-FTA	FG-FTA	FG-FTA	Off	Def	Tot	PF	TP	A	T.O	Bk	Stl	Min	
21	Price, Hudson	r	1-3	1-2	0-0	0	0	0	2	3	1	0	0	14	
22	Ray, Jarvis	r	7-17	1-5	2-2	2	4	6	2	17	4	2	0	37	
01	Shepherd, Karviar	c	6-11	0-0	7-10	4	3	7	3	19	1	0	1	39	
05	Anderson, Kyan	g	6-11	3-5	2-3	0	1	1	0	17	8	2	0	40-	
11	Parrish, Brandon	g	4-4	0-2	0-0	1	1	2	0	1	1	0	1	22	
02	Williams, Michael	g	0-0	0-0	0-0	0	0	1	1	0	0	1	0	18	
13	Gore, Christian	g	0-5	3-3	0-2	0	3	3	0	11	1	1	0	3	18
20	Montigel, Thomas	g	0-2	0-2	1-2	2	0	2	3	1	1	0	0	2	12
Team			24-53	8-19	12-19	9	13	22	12	68	17	9	1	120	
Totals			24-53	8-19	12-19	9	13	22	12	68	17	9	1	120	

FG % 1st Half: 10-27 37.0% 2nd half: 14-26 53.8% Game: 24-53 45.3%
3FG % 1st Half: 4-9 44.4% 2nd half: 4-10 40.0% Game: 8-19 42.1%
FT % 1st Half: 3-5 60.0% 2nd half: 9-14 64.3% Game: 12-19 63.2%

Baylor 76 • 22-10, 9-9

		3-Ptr		Rebounds											
##	Player	FG-FA	FG-FA	FT-FTA	Off Def	PF	TP	A	T.O	Bk	Stl	Min			
0	O'Neale, Royce	r	6-7	1-2	1-1	4	8	12	2	14	5	1	0	1	34
34	Jefferson, Cory	r	8-16	0-0	4-4	8	2	10	3	20	0	3	0	0	31
21	Austin, Isaiah	g	8-12	0-1	2-3	1	3	4	4	18	2	1	5	0	28
03	Chery, Kenny	g	2-6	1-3	0-0	0	1	1	2	5	5	2	0	1	29
05	Heslip, Brady	g	2-7	2-6	0-0	0	1	1	1	6	0	0	0	1	31
02	Gathers, Mike	g	2-4	0-0	0-0	1	3	4	4	1	1	1	1	1	16
04	Franklin, Gary	g	1-2	0-1	0-0	0	2	2	2	0	2	0	1	0	20
35	Prince, Taurean	g	2-3	0-0	3-5	1	3	4	0	7	0	3	0	1	11
Team															
Totals		31-57	4-13	10-13	15	24	39	18	76	15	13	6	6	200	

FG % 1st Half: 14-27 51.9% 2nd half: 17-30 56.7% Game: 31-57 54.4%
3FG % 1st Half: 4-8 50.0% 2nd half: 0-5 0.0% Game: 4-13 30.8%
FT % 1st Half: 7-8 87.5% 2nd half: 3-5 60.0% Game: 10-13 76.9%

Officials: Mark Whitehead, Doug Simmons, Don Dally
Technical fouls: TCU-None. Baylor-None.
Attendance: 18972

Score by periods		1st	2nd	Total
TCU		27	41	68
Baylor		29	47	76

Last FG - TCU 2nd-00:18, BU 2nd-00:34.
Largest lead - TCU None, BU by 17 2nd-16:32.
TCU led for 00:00, BU led for 38:45. Game was tied for 01:15.

Score tied - 0 times.
Lead changed - 0 times.

Points		In	Off	2nd	Fast	
TCU		24	13	18	4	12
BU		48	9	24	6	13

MARCH 12, 2015

NO. 1 KANSAS 64, NO. 9 TCU 59

QUARTERFINALS // SPRINT CENTER

TCU 59 • 18-15, 4-14

		Total	3-Ptr		Rebounds		PF	TP	A	T.O	Bk	Stl	Min		
##	Player	FG-FGA	FG-FGA	FT-FTA	Off	Def	Tot	PF	TP	A	T.O	Bk	Stl	Min	
33	Washburn, Chris	r	3-6	0-0	4-4	2	5	7	4	2	0	0	4	31	
34	Williams, Kennrich	r	3-8	1-2	1-2	4	4	2	8	0	1	1	0	2	36
14	Shepherd, Karviar	c	3-6	0-1	2-4	0	2	2	2	5	3	1	1	2	22
05	Anderson, Kyan	g	1-3	0-1	1-2	0	2	2	5	3	1	0	0	24	
32	Zeigler, Trey	g	6-15	0-0	8-8	4	0	4	5	20	2	8	0	2	40-
03	Fields, Amric	g	0-2	0-1	1-4	0	4	3	1	1	0	0	0	15	
11	Parrish, Brandon	g	3-5	0-1	0-0	0	1	1	4	6	0	1	0	24	
13	Gore, Christian	g	0-0	0-0	0-0	0	0	0	1	0	0	0	0	4	
21	Price, Hudson	g	0-0	0-0	0-0	0	0	0	0	0	0	0	0	0	
23	Abrons, Devonta	g	1-4	0-0	1-1	1	1	2	0	3	0	1	0	0	4
Team															
Totals		20-49	1-6	18-25	8	20	28	25	59	10	15	5	9	200	

FG % 1st Half: 9-24 37.5% 2nd half: 11-25 44.0% Game: 20-49 40.8%
3FG % 1st Half: 0-1 0.0% 2nd half: 1-5 20.0% Game: 1-6 16.7%
FT % 1st Half: 8-11 72.7% 2nd half: 10-14 71.4% Game: 18-25 72.0%

Kansas 64 • 25-7, 13-5

		Total	3-Ptr			Rebounds			Off	Def	PF	TP	A	T.O	Bk	Stl	Min
##	Player	FG	FGA	FG	FGA	FT	FTA										
33	Traylor, Jamari	r	3-3	0-0	0-1	1	1	2	4	6	1	3	3	0	0	0	20
23	Lucas, Landen	r	6-7	0-0	1-2	3	4	7	4	13	0	2	2	0	0	3	24
00	Mason III, Frank	g	3-9	0-0	0-2	0	5	5	2	6	2	0	0	0	0	3	37
01	Selden Jr., Wayne	g	3-6	0-1	1-3	2	2	4	0	7	1	4	0	2	0	2	25
12	Oubre Jr., Kelly	g	5-10	0-2	15-19	1	5	6	4	25	0	2	2	3	0	3	34
04	Graham, Devonte'	g	0-2	0-0	1-2	0	1	1	2	1	4	0	0	1	0	1	24
10	Mikhailuk, Svi	g	1-4	0-2	0-0	0	1	1	2	1	2	1	0	0	0	0	15
34	Greene, Brannen	g	1-4	0-3	0-0	0	1	1	1	2	1	3	0	0	0	0	13
42	Mickelson, Hunter	g	1-2	0-0	0-0	0	1	1	3	2	0	1	0	0	0	0	8
Totals			23-47	0-8	18-29	9	25	34	21	64	11	17	9	9	200		

FG % 1st Half: 14-26 53.8% 2nd half: 9-21 42.9% Game: 23-47 48.9%
3FG % 1st Half: 0-4 0.0% 2nd half: 0-4 0.0% Game: 0-8 0.0%
FT % 1st Half: 5-11 45.5% 2nd half: 13-18 72.2% Game: 18-29 62.1%

Officials: Tom Eades, Paul Janssen, Don Dally
Technical fouls: TCU-None. Kansas-None.
Attendance: 18972

2015 Phillips 66 Big 12 Championship Quarterfinals
TCU #65 Kyan Anderson fouled out with 3:47 left in the game.
TCU #32 Trey Zeigler fouled out with :10 left in the game.

Score by periods		1st	2nd	Total
TCU		26	33	59
Kansas		33	31	64

Last FG - TCU 2nd-00:17, KU 2nd-00:27.
Largest lead - TCU by 2 1st-19:21, KU by 7 1st-02:50.
TCU led for 03:59, KU led for 29:54. Game was tied for 06:42.

Score tied - 10 times.
Lead changed - 13 times.

MARCH 9, 2016

NO. 10 TCU 67, NO. 7 TEXAS TECH

FIRST ROUND // SPRINT CENTER

Iowa State 77 • 11-5, 3-2

		Total	3-Ptr	Rebounds	
--	--	-------	-------	----------	--

RUN IT BACK

For the second time this season TCU will play the same team in consecutive games when it faces Oklahoma on Wednesday. TCU played and defeated Washington in back-to-back games this season, a 93-80 win in Las Vegas on Nov. 26 and an 86-71 win on Nov. 30 in Fort Worth. It will be the first time since the 1949-50 season that TCU will play the same opponent in back-to-back games twice in a season. TCU played Missouri and Wichita State in consecutive games in December of 1949. It will be the fourth time that TCU will play the same opponent in the regular season finale and the first round of the conference tournament.

FOUR HONORED BY BIG 12 CONFERENCE

Vladimir Brodziansky (Second Team and All-Defensive), Jaylen Fisher (Honorable Mention), Alex Robinson (All-Newcomer) and Kenrich Williams (Honorable Mention) all earned postseason honors from the Big 12 Conference. Prior to this season, the only TCU men's basketball player to earn Big 12 postseason honors was Kyan Anderson, who was All-Big 12 Honorable Mention in 2014 and 2015. Brodziansky took home TCU's highest postseason honor since Hank Thorns was named First Team All-Mountain West Conference in 2012.

ACADEMIC ALL-BIG 12

Junior Vladimir Brodziansky and senior Michael Williams were awarded Academic All-Big 12 honors on Feb. 23 by the conference office. Brodziansky, a psychology major, was one of 17 selected for the first team, with a 3.20 or better GPA. Williams, a supply and value chain management major, was among the nine selected to the second team, with a GPA of 3.00-3.19. For Williams, it was the third consecutive season he had been named to the second team.

KENNY HUSTLE

Junior Kenrich Williams is always active for TCU. He has recorded 13 double-doubles this season, tied for the most in the Big 12 with Baylor's Johnathan Motley, and posted a career-high 18 rebounds in TCU's victory over UNLV. He has had 10 or more boards in 10 of the last 15 games. His 18 rebounds were the most since fellow teammate Karviar Shepherd posted 19 a year ago against Delaware State. Williams has grabbed at least five rebounds in all but three outings this season, including 10 or more 18 times.

ROBINSON PASSES DIXON

Sophomore guard Alex Robinson has passed Jamie Dixon on TCU's all-time list for most assists in a season.

Rnk	No.	Player	Years
1.	234	Tony Edmond	1989-90
2.	226	Prince Fowler	1998-99
3.	225	Hank Thorns	2010-11
4.	200	Prince Fowler	1997-98
5.	189	Ronnie Moss	2009-10
6.	181	Mike Jones	1997-98
7.	180	Corey Santee	2001-02
	180	Tony Edmond	1988-89
9.	178	Brent Atwater	1991-92
10.	169	Alex Robinson	2016-17
11.	168	Jamie Dixon	1986-87

VLAD FROM THREE

Junior center Vladimir Brodziansky as made at least one 3-pointer in eight of the last 13 games. After missing from deep in his first five tries this season, the 6-foot-11-inch Slovakian has made 10 of his last 21 attempts (47.6 percent), all in the past 13 games. Brodziansky was 14-of-43 from deep as a sophomore last season, his first year at TCU.

RECORD CROWD/ATTENDANCE UP

On Jan. 21, a crowd of 7,276, which included over 1,400 students, witnessed an exciting game with 16 lead changes that resulted in a 62-53 loss by TCU to No. 6 Baylor. It was the largest crowd in the two-season history of the Ed and Rae Schollmaier Arena. Overall, it was the third-largest in TCU history. Schollmaier's capacity is listed at 6,700. TCU is averaging 6,234 fans per home game this season. That is the most since the program saw an average of 6,341 for its 11 home games during the 1986-87 season, Jamie Dixon's senior year, which stands as the most in program history. Going into the 2016-17 campaign, TCU sold a school record 4,400 season tickets. In comparison, the Frogs sold a total of 3,704 season tickets a year ago.

3-POINT SHOOTING UP

TCU has made 10 or more 3-pointers in a game four times this season including a season-high 11 threes against Jacksonville State. In the four seasons prior to this one, TCU had just three games where it hit at least 10 3-pointers. The Frogs had nine-such games during the 2011-12 season.

100 ASSISTS

For the first time since the 2001-02 season, TCU has a pair of teammates with at least 100 assists with Alex Robinson at 169 assists and Jaylen Fisher at 132. In the 2001-02 season Corey Santee dished out 180 and Junior Blount had 131.

YOUNG BACKCOURT SHINING

Going up against a more veteran counterpart on a weekly basis, TCU's backcourt duo of freshman Jaylen Fisher and sophomore Alex Robinson has held their own.

Fisher: TCU is 12-5 when Fisher scores in double-figures and 7-3 when he has at least five assists. His 4.3 assists per game ranks seventh in the Big 12. Fisher recorded a career-high 11 assists in TCU's 84-77 win over Iowa State on Jan. 14. It was the most by a TCU student-athlete since former Frog Hank Thorns dished out 11 at Air Force in 2011. He had a career-high 18 points at Baylor on Feb. 11.

Robinson: TCU is 12-7 when Robinson records at least five assists in a game. He has dished out at least four assists in 26 of TCU's 31 games. Robinson's 5.5 assists per game ranks third in the Big 12. At SMU earlier this season, Robinson tied a career-high with 10 assists.

BLOCKED SHOTS IN A SEASON

The Frogs are blocking shots at an impressive rate this season. Here is where they stand among the best shot-blocking numbers in school history.

Rnk	No.	Year
1.	204	1999-00
2.	176	2014-15
3.	175	2000-01
4.	159	1996-97
5.	151	1995-96
6.	147	2016-17

REBOUNDING MACHINE

A key to a TCU win this season has been rebounding. The Frogs are 16-5 when outrebounding their opponent. TCU has been beaten on the boards seven times this season. In the last two years, TCU is 25-6 overall when out-rebounding its opponent. When broken down even further, head coach Jamie Dixon is 280-53 overall as a head coach when his team out-boards the opposition. He was 17-4 last season at Pitt.

STAT COMPARISON

This season, TCU has been putting up some numbers that haven't been seen in a while.

	'16-'17	'15-'16	BEST SINCE	TCU RECORD
SCORING	73.6	66.9	2002-03 (76.6)	1997-98 (97.2)
FG%	.461	.406	1998-99 (.491)	1997-98 (.495)
3-POINT FG%	.351	.335	2011-12 (.358)	1988-89 (.418)
FT%	.687	.671	2013-14 (.732)	1999-00 (.765)
REB AVG.	35.7	33.7	2002-03 (38.3)	1968-69 (51.5)
FG% DEF	.442	.447	2014-15 (.400)	1952-53 (.314)
ASSISTS	16.6	11.6	2000-01 (18.9)	1998-99 (20.3)
STEALS	6.4	6.5	2007-08 (9.2)	2000-01 (12.0)
BLOCKS	4.7	3.8	2014-15 (5.3)	1999-00 (6.4)

AMONG THE BEST SHOT BLOCKERS

Junior center Vladimir Brodziansky currently ranks third for the most blocked shots in a season at TCU with 72. It's a vast improvement from last season when the Slovakian had a team-leading 34 blocks.

Rnk	No.	Player	Years
1.	96	Derrick Davenport	1999-00
2.	74	Derrick Davenport	2000-01
3.	72	Vladimir Brodziansky	2016-17
4.	69	Kurt Thomas	1993-94

A LOT OF GAMES PLAYED

Seniors Brandon Parrish and Karviar Shepherd are among the top seven in TCU history in games played.

Rnk	No.	Player	Years
1.	129	Kyan Anderson	2011-15
	129	Garlon Green	2009-13
3.	128	Brandon Parrish	2013-17
	125	Femi Ibikunle	2004-07
5.	123	Karviar Shepherd	2013-17
	123	Neiman Owens	2005-08
	123	Corey Santee	2002-05

SOLID SHOOTING

TCU shot over 50 percent from the field in three consecutive games for the first time since Feb. 2001. The Frogs shot 50.8 percent from the field against Auburn on Jan. 28, 50.0 percent at K-State on Feb. 1 and 51.7 percent on Feb. 4. In 2001, TCU shot 52.2 percent against Nevada on Feb. 17, 50.8 percent at Hawaii on

TCU REFERENCE

JUST TCU, THANK YOU!

Though the TCU Department of Intercollegiate Athletics is a proud and integral part of Texas Christian University, it desires to be recognized simply as TCU (acronym only) Athletics.

In all sports-related media references, we respectfully urge that the university's teams be identified with an appropriate appellation – TCU.

In subsequent references of the same presentation the team may be referred to by nickname - Horned Frogs. A shorter version of the nickname, Frogs, is acceptable in later usage.

TOP 25

USA TODAY POLL THIS WEEK

No.	School (1st place votes)	Record	Points
1	Kansas (27)	28-3	795
2	Villanova (2)	28-3	743
3	UCLA (2)	28-3	737
4	Gonzaga (1)	30-1	674
5	Oregon	27-4	655
6	North Carolina	26-6	649
7	Arizona	27-4	600
8	Kentucky	26-5	581
9	Louisville	24-7	544
10	Baylor	25-6	516
11	West Virginia	24-7	462
12	Purdue	25-6	391
13	Florida	24-7	347
14	Duke	23-8	345
15	SMU	27-4	303
16	Notre Dame	23-8	301
17	Florida State	24-7	278
18	Cincinnati	27-4	262
18	Saint Mary's	27-3	262
20	Butler	23-7	249
21	Virginia	21-9	189
22	Wichita State	30-4	184
23	Wisconsin	23-8	82
24	Iowa State	20-10	63
25	Middle Tennessee	27-4	30

Others receiving votes: Oklahoma State 25, South Carolina 22, Miami 19, Northwestern 13, Maryland 13, Minnesota 13, USC 12, Creighton 10, Arkansas 7, Vermont 6, California 5, Michigan 3, UNC Wilmington 2, Monmouth 2, Virginia Tech 2, Nevada 1, Dayton 1, Vanderbilt 1, Wake Forest 1

AP POLL THIS WEEK

No.	School (1st place votes)	Record	Points
1	Kansas (59)	28-3	1,619
2	Villanova (2)	28-3	1,517
3	UCLA (3)	28-3	1,487
4	Gonzaga (1)	30-1	1,430
5	Oregon	27-4	1,364
6	North Carolina	26-6	1,291
7	Arizona	27-4	1,252
8	Kentucky	26-5	1,182
9	Baylor	25-6	1,084
10	Louisville	24-7	1,047
11	West Virginia	24-7	958
12	SMU	27-4	849
13	Purdue	25-6	839
14	Duke	23-8	667
15	Cincinnati	27-4	634
16	Florida State	24-7	631
17	Florida	24-7	617
18	Butler	23-7	538
19	Saint Mary's	27-3	456
20	Wichita State	30-4	401
21	Virginia	21-9	400
22	Notre Dame	23-8	394
23	Iowa State	20-10	147
24	Wisconsin	23-8	139
25	Maryland	24-7	47

Others receiving votes: Middle Tennessee 28, Oklahoma State 23, Minnesota 22, Michigan 16, Dayton 11, Seton Hall 9, USC 6, Providence 5, Vermont 3, Miami 2, VCU 2, Arkansas 2, Wake Forest 2, Creighton 1, Princeton 1, Michigan State 1, UNC Wilmington 1

MEDIA INFORMATION

INTERVIEW REQUESTS

Interviews with TCU basketball student-athletes and coaches must be scheduled directly through the TCU Athletics Communications Office by contacting Steven Schoon. Requests should be made at least 24 hours in advance. While telephone interviews with local media members are permissible, in-person interviews with student-athletes and coaches are recommended and encouraged.

All practices are generally closed unless otherwise specified. TV crews and photographers are only permitted to shoot practice after receiving permission from the Media Relations Office.

MEDIA WILL CALL

All media passes available for pickup on game day will be left at media will call, located in the main tunnel of Ed and Rae Schollmaier Arena.

MEDIA CREDENTIAL REQUESTS

All credential requests for home TCU basketball games will only be accepted through an online system (SportsSystems.com/TCU). Please visit the site for complete instructions on submitting the application form. All credential requests for an outlet must be made at one time, and only those applications submitted by an outlet's sports editor or sports director will be considered. Requests should be received no later than noon, two days prior to the game. For more information, contact administrative assistant Deanna Damon at (817) 257-7969.

GAME DAY SERVICES

The TCU Athletics Communications Office will provide rosters of both teams, game notes, statistics and media guides to accredited media members for each home contest inside the media room on the lower level of Ed and Rae Schollmaier Arena. Complete statistics and game books will be available following each game. Media wishing to file stories after the game may do so in the press conference/media room, while food and drinks will be available for working media members prior to each home game in the same location.

RADIO BROADCASTS

Four (4) courtesy telephone lines, as well as two (2) ISDN SPIDS, are available courtside on press row for the visiting team's official radio station. The visitor's radio location is at the end of press row. The TCU/IMG Sports Network is located on the opposite end of press row. TCU Director of Broadcasting Brian Estridge serves as the local contact when placing phone line orders. He can be contacted at (817) 257-5462 or via email at b.estrIDGE@tcu.edu. Also, for ease of operation, all outgoing calls should be placed with either a calling card or by collect. If problems are encountered TCU's Bruce Hudson is on call during all TCU home games.

PHOTOGRAPHERS

As prescribed in NCAA and Big 12 Conference guidelines, working photographers will be limited to the court baseline areas for game-time shooting. No photographers will be allowed to shoot courtside from in front of either the officials or press row tables. Additionally, tripods will not be allowed at courtside or along the end lines. Strobe light installations must first gain approval by TCU Associate Athletics Director Ross Bailey. He can be reached at (817) 257-5658 or via email (r.bailey@tcu.edu). No upper-level shooting platforms are available inside Schollmaier Arena. Space does not allow for freelancers. Photographers who wish to cover TCU home games must apply for credentials.

TCU ON THE RADIO

TCU men's basketball games are broadcast live on the radio in the DFW Metroplex on 570 KLIF AM, as well as 88.7 KTCU FM and the TuneIn App (all games). Brian Estridge will serve as the primary play-by-play announcer, while he will be joined by John Denton. Broadcasts will also be available online on GoFrogs.com for FrogVision subscribers.

POSTGAME INTERVIEWS

TCU head coach Jamie Dixon and requested student-athletes will be available for interviews in the media area, located on the lower level of Ed and Rae Schollmaier Arena, following a brief cooling off period. If requested, opposing coaches and student-athletes can be available to the media in the media area prior to TCU's arrival.

To request specific players to attend the postgame press conference, contact Steven Schoon during the second half of the game. The TCU locker room is closed to the media both at home and on the road.

BIG 12 COACHES' TELECONFERENCE

The Big 12 men's basketball coaches will participate in a weekly media-only teleconference during the 2016-17 season. The schedule will commence with one in December, followed by weekly teleconferences beginning in January. The teleconference begins at 9:52 a.m. CT. The call can also be heard live and on replay online at Big12Sports.com. Listed below is the tentative weekly schedule. Please contact either the TCU or Big 12 media relations staffs for the call-in and replay phone numbers.

9:52 a.m. — Shaka Smart, Texas

10:00 a.m. — Bill Self, Kansas

10:08 a.m. — Jamie Dixon, TCU

10:16 a.m. — Brad Underwood, Oklahoma State

10:24 a.m. — Scott Drew, Baylor

10:32 a.m. — Bob Huggins, West Virginia

10:40 a.m. — Chris Beard, Texas Tech

10:48 a.m. — Steve Prohm, Iowa State

10:56 a.m. — Bruce Weber, Kansas State

11:04 a.m. — Lon Kruger, Oklahoma

Feb. 22 and 50.8 percent at San Jose State on Feb. 24.

VS. RANKED OPPONENTS

TCU has not had a win over an AP Top 25 team since a 70-55 win over No. 21 Oklahoma State on Feb. 14, 2015. The Frogs have lost its last 22 games against ranked opponents including all six this season. The highest ranked team TCU has beaten was No. 5 Kansas, 62-55, on Feb. 6, 2013 in Fort Worth.

KURT THOMAS JERSEY RETIREMENT

In TCU's home game with Texas on Feb. 4 Horned Frog great Kurt Thomas had his jersey retired. Thomas starred for the Frogs from 1990-95. The Dallas native was a Third-Team All-American in 1995 after averaging 28.9 points and 14.6 rebounds per game and later that year became the 10th overall pick in the NBA Draft. His 1,512 points rank seventh all-time at TCU and his 782 rebounds rank eighth.

ROBINSON NEWCOMER OF THE WEEK

On Feb. 6, sophomore guard Alex Robinson was named the Big 12 Newcomer of the Week after averaging 14.5 points, 8.0 assists and 4.0 rebounds in wins over Kansas State and Texas. The Texas A&M transfer averaged 14.5 points, 8.0 assists and 4.0 rebounds in wins over Kansas State and Texas. He recorded 12 points, eight assists, four rebounds, two blocks and two steals while playing all 45 minutes in TCU's 86-80 overtime win at Kansas State. Robinson then scored 17 points and had eight assists, four rebounds and two steals in TCU's 78-63 win over Texas.

HOT FREE THROW NIGHT IN STILLWATER

In TCU's 89-76 loss at Oklahoma State on Jan. 23, the Frogs shot 95.2 percent from the free throw line, the sixth-best percentage for a game in program history (min. 15 attempts). TCU was 22-of-24 from the line. It was TCU's best effort from the line since shooting 96.4 percent (27-of-28) against Colorado State on Feb. 20, 2008. OSU was also hot from the charity stripe shooting 95.2 percent, the third-best by a TCU opponent in program history. OSU was 20-of-21 from the line.

SENIOR CLASS

Departing the program after this season are TCU seniors Brandon Parrish, Karvair Shepherd, Chris Washburn and Michael Williams. Head coach Jamie Dixon calls the four "the believers" due to the leadership roles each have assumed in this breakout year for the program. Parrish (combined sciences), Shepherd (criminal justice) and Washburn (criminal justice) will graduate in May and Williams, who is double majoring in supply and value chain management and finance, will graduate next December.

HOT START

TCU's 14-3 start to the season tied its best in program history. It was the eighth time the Horned Frogs had been 14-3. TCU has already surpassed last year's win total of 12 (12-21) and last year's conference win total of two (2-16). By defeating Arkansas State on Dec. 3, head coach Jamie Dixon became the first first-year head coach in program history to start his career with an 8-0 record. The Horned Frogs are 13-4 at home this year.

RECEIVING VOTES

After a brief appearance earlier this season, TCU was back to receiving votes in the national polls on Jan. 16. The Frogs earned 29 points in the AP Top 25, the top point-getter that did not make it into the poll. TCU received 10 points in the USA Today Coaches Poll. Earlier this season, TCU received votes in both national polls for the first time since 2015 and remained in both polls for consecutive weeks. The last time the Horned Frogs were receiving votes in both polls came on Jan. 12, 2015. TCU has not been ranked since earning a No. 25 ranking in the AP Poll on Dec. 22, 2014.

BRODZIANSKY NAMED BIG 12 PLAYER OF THE WEEK

Junior forward Vladimir Brodziansky was named the Big 12 Player of the Week on Jan. 16 after leading TCU to a 2-0 week including two milestone wins. Brodziansky, who became the first Horned Frog to earn the award in TCU's five seasons as members of the league, averaged 22 points, 10 rebounds and three blocks while shooting 20-of-28 (71.4 percent) from the field.

BEATING IOWA STATE

On Jan. 14, TCU beat Iowa State for the first time in 20 years. The Horned Frogs were previously 0-8 in their five seasons in the Big 12 with its closest loss being nine points. TCU shot 56.9 percent from the field, its second-best mark of the season. The Horned Frogs had two players (Vladimir Brodziansky 25 points, 14 rebounds; Kenrich Williams 13 points, 13 rebounds) with double-doubles for the first time this season. TCU had last beaten Iowa State, 93-54, on Dec. 24, 1997 in San Juan, Puerto Rico. It was TCU's first

consecutive Big 12 wins since the 2014-15 season.

HOOKED 'EM

On Jan. 11, TCU won at Texas, 60-57, for its first win in Austin since Feb. 18, 1987. The constant in both games that spanned 30 years and 14 losses was Jamie Dixon. Dixon was a senior on the 1987 team and scored 18 points and dished out nine assists in a 70-54 win on Feb. 18. Thirty years later he stepped onto the floor in Austin and led the Frogs as their head coach. In a back-and-fourth game, TCU trailed 53-46 with 8:48 remaining. After a timeout, the Frogs scored 12 unanswered to take a 58-55 lead and pickup their first Big 12 Conference road win since Jan. 17, 2014, a 62-42 win at Texas Tech.

SOONERS BLOCKED

TCU recorded 13 blocked shots in its 60-57 win over Oklahoma on Jan. 3. The total was tied for the third-most in school history and marked its highest since a school-record 16 versus Rice on March 3, 2000.

HUNG AROUND FOR THE WIN

In TCU's 60-57 win over Oklahoma on Jan. 3, the Horned Frogs did not take a lead in the game until a pair of Karviar Shepherd free throws gave them a 56-54 lead with 3:38 remaining in the game. Shepherd was 3-of-3 from the field and 2-of-2 at the free-throw line, totaling eight points and five rebounds to go with a key blocked shot with 1:34 left. He scored four of TCU's final nine points.

BANE NAMED BIG 12 NEWCOMER OF THE WEEK

TCU freshman Desmond Bane was named Phillips 66 Big 12 Men's Basketball Newcomer of the Week by the league office earlier this year. Bane finished with a team-best 18 points to go along with seven rebounds in TCU's win over Bradley. He added three assists and one steal with no turnovers in 23 minutes and he made 6-of-12 shots from the field, including 3-of-6 from 3-point range.

ROBINSON'S VEGAS NIGHT

Sophomore Alex Robinson had a career-night in the Global Sports Classic championship game against Washington with a season and career-high 24 points on a career-high 7-of-13 shooting from the field, including a career-high 4-of-6 from deep. The sophomore, who was named to the all-tournament team, came back to torch the Huskies for 16 points and seven assists at home.

BALLIN' BROS

Brandon and Josh Parrish are one of 17 sets of brothers currently playing together in NCAA Division I.

Memphis	Dedric Lawson	K. J. Lawson
Miami (Ohio)%	Michael Weathers	Marcus Weathers
Northern Colo.	Jordan Davis	Gerard Davis
Marshall	Jon Elmore	Ot Elmore
Old Dominion	Brandon Stith	B. J. Stith
McNeese	Kalob Ledoux	Jacob Ledoux
Winthrop	Anders Broman	Bjorn Broman
Idaho	Nate Sherwood	Chad Sherwood
Incarnate Word	Jorden Kite	Jerred Kite
TCU	Brandon Parrish	Josh Parrish
Denver	Thomas Neff	Luke Neff
Milwaukee ^	Brett Prah	Alex Prah
Alabama State	Steve Rogers	Austin Rogers
Army	Scott Mammel	Ben Mammel
Stanford %	Marcus Allen	Malcolm Allen
Liberty	Ezra Talbert	Josiah Talbert
UCLA	Isaac Wulff	Alec Wulff

^ = Identical Twins

% = Twins

FISHER HONORED BY BIG 12 CONFERENCE

TCU freshman Jaylen Fisher was named Phillips 66 Big 12 Men's Basketball Newcomer of the Week by the league office earlier this year. Fisher, who shared weekly accolades with Baylor's Manu Leconte, tallied 13 points and seven assists in his first career start against St. Thomas. He also had a game-high four steals, while connecting on 6-of-14 (.429) shots from the field.

A NICE START

In his first career game, freshman Jaylen Fisher dished out a team-high seven assists. His seven assists were the most in a season-opener since all-time great Kyan Anderson recorded eight against SMU in 2013 at the American Airlines Center. The Tennessee native's seven assists were also the most by a newcomer in their first game as a Horned Frog since Hank Thorns posted 10 against Jackson State in 2010.

DISHING THE ROCK

TCU recorded a total of 29 assists versus Alabama State. The 29 assists were the most since the Purple and White dished out 28 against Maryland-Eastern Shore on Dec. 21, 2004. Since 2004, the Frogs have only had 25 or more assists in a single-game a total of seven times.

DIXON ERA BEGINS

Jamie Dixon, a 2007 TCU Hall of Fame Inductee, became the 22nd head coach in the history of the Horned Frogs men's basketball program last March. He returns to his alma mater after serving 13 seasons as head coach at the University of Pittsburgh.

Dixon enjoyed a successful four-year career at TCU where he played for Jim Killingsworth and led the Horned Frogs to two Southwest Conference titles as a junior and senior. He earned All-SWC honors in 1987 and was an All-SWC Academic performer. Additionally, he led the SWC in assists as a senior, earned the Henry Iba Award as MVP of the All-College Tournament and was voted TCU's Senior Male Scholar-Athlete Award recipient.

DIXON AMONG THE BEST

Jamie Dixon is one of only eight coaches nationally to guide their programs to 11 NCAA Tournament appearances in the last 13 seasons. Only two coaches in NCAA history have taken their schools to the NCAA Tournament more times in their 13 seasons as a head coach. Dixon ranks No. 9 among winningest active Division I coaches, as well as winning coaches all-time through 13 seasons.

Dixon's .658 career Big East win percentage ranks as the best all-time mark in league play, surpassing the likes of Georgetown's John Thompson, UConn's Jim Calhoun, Syracuse's Jim Boeheim, Louisville's Rick Pitino and St. John's Lou Carnesecia.

WHAT RETURNS

Heading into this season, Brandon Parrish, Karviar Shepherd and Chris Washburn combined for 214 starts as Horned Frogs. Only four out of the remaining 13 student-athletes in Vladimir Brodziansky, JD Miller, Kenrich Williams and Michael Williams, had started at least one game at TCU prior to the season opener. In all, the Frogs returned four out of their five starters from a year ago and six out of their top-7 scorers.

REMEMBER ME

After sitting out last season with an injury, junior Kenrich Williams returns for the 2016-17 season. The forward wrapped up league play in 2014-15 ranking No. 7 overall in rebounding after averaging 6.8 rebounds a contest and No. 3 in offensive rebounds with 2.78 offensive boards a game. He tallied a double-double in three games in 2014-15 and had eight double-digit outings against league foes.

GOING FISHING

Freshman Jaylen Fisher was ranked as the No. 34 overall player in the country by ESPN. The Tennessee native, who was considered the eighth-best point guard nationally by ESPN, was a consensus four-star recruit and rated as the second-best player in the state of Tennessee by 247Sports and ESPN. Fisher is the highest ranked recruit by ESPN to ever play for the Horned Frogs. Only two other Big 12 Conference programs in Kansas and Texas have a player ranked higher in the final 2016 ESPN 100 rankings.

NON-CONFERENCE SUCCESS

Last season, TCU went 10-5 overall in non-conference play, including 7-2 at home. In 2014-15, the Frogs went undefeated in non-conference action for the first time in school history, posting a 13-0 record. TCU posted a 9-3 mark in non-conference play in 2013-14, matching its non-conference win total from a year earlier.

TCU IN OVERTIME

The Frogs have posted an all-time record of 47-64 (.423) in overtime games and 35-30 (.538) in overtime games at home since 1961. TCU is a combined 5-0 in games that extend beyond two overtimes in its history. Jamie Dixon is 18-8 all-time in overtime games and 5-2 in double overtime contests.

TCU played two overtime games in 2014-15, going into extra sessions at No. 17 West Virginia and versus No. 21 Baylor. The Frogs didn't go to overtime a year ago. Prior to 2014-15, the Purple and White hadn't played an overtime game since a 98-92 setback to San Diego State on March 3, 2012.

HOME SWEET HOME

TCU is 747-462 all-time in home games. The Horned Frogs went 9-9 in home games a year ago inside Ed and Rae Schollmaier Arena. On campus, the Frogs went 454-278 (.620) in Daniel-Meyer

Coliseum and 145-99 (.594) inside the TCU Field House from 1925-1953.

BOMBING FROM DEEP

TCU had connected on at least one 3-pointer in 81 straight games prior to not making one at Oklahoma State in 2015. The squad has now dropped at least one trey in 806 of its last 808 contests dating back to a Feb. 11, 1990 game vs. Texas. TCU has now had 63 straight games with a 3-pointer.

THE NBA

In total, TCU has had 18 student-athletes go on to NBA careers after leaving Fort Worth, with the most notable being Kurt Thomas.

TCU head coach Jamie Dixon and his coaching staff have sent over 30 players into the NBA, including the likes of 2016 No. 1 NBA Draft Pick Ben Simmons, NBA Champion Matthew Dellavedova, former NBA All-Rookie honoree Steven Adams and several others. In all, Dixon has had six players drafted in either the first or second round, while assistant head coach David Patrick has eight former players in the league. Ryan Miller currently has seven former players suiting up for NBA teams this season.

FROGS VS. THE BIG 12

TCU owns a long history with several current members of the Big 12, having previously played in the Southwest Conference along side Baylor, Texas and Texas Tech. Entering 2012-13, the squad had faced each school in the league's current format at least four times with the exception of West Virginia, which it had never played.

TCU's series histories against Baylor (179 games), Texas (170 games) and Texas Tech (128 games) rank No. 3, No. 4 and No. 7, respectively, among the lengthiest in the history of the program.

ALL-TIME TCU RECORDS VS. BIG 12 OPPONENTS

Team	Record
Baylor	81-100
Iowa State	6-10
Kansas	1-15
Kansas State	5-11
Oklahoma	3-17
Oklahoma State	4-25
Texas	65-107
Texas Tech	51-79
West Virginia	0-11

DIXON VS. HALL OF FAME & NATIONAL CHAMPS

TCU head coach Jamie Dixon has quite the record versus coaches either in the Hall of Fame or that have won a recent NCAA National Championship.

DIXON VS. THE BEST

Team	Record
Roy Williams (North Carolina)	2-3
Mike Krzyzewski (Duke)	2-2
Jim Boeheim (Syracuse)	15-6
Jay Wright (Villanova)	10-5
Rick Pitino (Louisville)	5-11
Gary Williams (Maryland)	1-0
John Calipari (Kentucky)	1-0

DIXON'S ACTING CAREER

As a youngster growing up in North Hollywood, Dixon had an acting career. He still is a card-carrying member of the Screen Actors Guild. In his early 20s, Dixon was in a Bud Light commercial that featured a woman dunking on him. The commercial was one of the more popular basketball ads of the year and aired on virtually every basketball event.

At age 12, Dixon fired a space gun in a commercial for Mattel. At age 10, he was the star of a TV commercial for Rice Krispies, pretending to celebrate a birthday while eating cereal. At age 5, he did a TV commercial for Volvo, sitting in the back seat and smiling while his father played the driver. He was also in a Kentucky Fried Chicken commercial. Father Jim Dixon was an actor and screenwriter who starred in a variety of movies and productions.

TCU SIGNING CLASS

A TOP-25 CLASS

The TCU men's basketball program announced the details of arguably top recruiting class in school history in November.

The three-man class put together by first-year head coach Jamie Dixon's Horned Frog staff has been ranked as high as No. 23 nationally and No. 3 in the Big 12 Conference by 247Sports.

Inking with TCU in November were Lat Mayen, R.J. Nembhard and Kevin Samuel. All three earned national top-100 rankings, while each one of the trio were considered four-star signees by at least one outlet.

LAT MAYEN

Mayen comes to TCU from Australia where he is considered the No. 1 player in the 2017 Australian class. A member of the Under-19 Australian team, Mayen, a four-star recruit and the No. 2 ranked player in Australia by AUSA Hoops, represented Australia at the prestigious 2016 Albert Schweitzer Tournament in Germany. The 6-foot-8 forward, who is a Basketball Australia's Centre of Excellence Scholarship holder, is considered a three-star rated prospect by Rivals and currently competes for the Australian Institute of Sport.

Originally from Sudan, Mayen represented South Australia in the 2016 Australian Under 20 National Championships where he averaged 11.5 points and 7.1 rebounds per game. He also averaged 24.8 points and 10.3 rebounds per game at the 2015 Australian School Championships, while shooting over 51 percent from the floor. Mayen chose the Horned Frogs over offers from Maryland, Utah, Marquette and Virginia Tech.

R.J. NEMBARD

Nembhard will don the Purple and White next season after staring at Keller High School in Keller, Texas. The consensus four-star recruit is considered the No. 71 ranked recruit in the nation by Rivals. Nembhard, who is considered the No. 120 ranked prospect in the nation by 247Sports, also ranks No. 25 among shooting guards and the 11th-best prospect in the state of Texas by ESPN. Scout lists him as the 26th-best guard nationally and the No. 4 ranked shooting guard in the Midlands region.

As a junior, Nembhard averaged 20.6 points and 5.3 rebounds per game and was the District 5-6A MVP and a third-team All-Area selection at Keller. He held offers from Baylor, California, Creighton, Kansas State, Nebraska, North Carolina State, Oklahoma, Oklahoma State, SMU, Texas A&M, Texas and several others.

KEVIN SAMUEL

Samuel comes to TCU after being a consensus four-star recruit and was ranked as high as the No. 72 overall rated prospect nationally in 2016 by Scout. The 6-foot-10 forward out of Houston is also ranked No. 102 nationally among prospect by Rivals and No. 105 overall by 247Sports, respectively. ESPN ranks Samuels as the 41st-best power forward in the nation, while also ranking him as the 20th-best player in the region and No. 13 overall in the state of Texas. Samuels, who sits as the 11th-best center in the nation by 247, has also been ranked as the No. 21 overall ranked center nationally by Scout and No. 1 overall center in the Midlands Region and Texas by the outlet. Samuel, who is homeschooled and plays for Redemption Christian Home School Academy, chose TCU over offers from Baylor, Kansas State, Oklahoma, Oklahoma State, Texas, Texas A&M, UCLA and several others.

JAMIE DIXON INFORMATION

JAMIE DIXON YEAR-BY-YEAR

Year	School	Overall	Conference	Standing	Finish
2003-04	Pittsburgh	31-5 (.861)	13-3 (.813)	1st	NCAA Sweet 16
2004-05	Pittsburgh	20-9 (.689)	10-6 (.625)	5th	NCAA First Round
2005-06	Pittsburgh	25-8 (.758)	10-6 (.625)	T-4th	NCAA Second Round
2006-07	Pittsburgh	29-8 (.783)	12-4 (.750)	T-2nd	NCAA Sweet 16
2007-08	Pittsburgh	27-10 (.730)	10-8 (.556)	7th	NCAA Second Round
2008-09	Pittsburgh	31-5 (.861)	15-3 (.833)	T-2nd	NCAA Elite Eight
2009-10	Pittsburgh	25-9 (.735)	13-5 (.722)	T-2nd	NCAA Second Round
2010-11	Pittsburgh	28-6 (.824)	15-3 (.833)	1st	NCAA Third Round
2011-12	Pittsburgh	22-17 (.564)	5-13 (.278)	T-13th	CBI Champions
2012-13	Pittsburgh	24-9 (.727)	12-6 (.667)	4th	NCAA Second Round
2013-14	Pittsburgh	26-10 (.722)	11-7 (.611)	5th	NCAA Third Round
2014-15	Pittsburgh	19-15 (.559)	8-10 (.444)	T-9th	NIT First Round
2015-16	Pittsburgh	21-12 (.636)	9-9 (.500)	T-9th	NCAA First Round
2016-17	TCU	17-14 (.548)	6-12 (.333)	--	--
Total	Career	345-138 (.714)	148-93 (.614)	---	---

JAMIE DIXON BY THE NUMBERS

COACHING HONORS

National Coach of the Year	4
Region Coach of the Year	1
Conference Coach of the Year	1

TEAM ACCOMPLISHMENTS

Overall record	342-126
Winning percentage	.730
30-win seasons	2
25-win seasons	8
20-win seasons	12
20-win/10-league win seasons	10
10-win league seasons	10
vs. Top-25 Record	45-60

NATIONAL ACHIEVEMENTS

NCAA Tournament app.	11
NCAA Tournament wins	12
NCAA Tournament games	23
Elite Eight appearances	1
Sweet Sixteen appearances	3
Earned No. 1 seed	2
Earned a high seed (1-5)	7
Total postseason appearances	13

FAST FACTS ABOUT JAMIE DIXON

His sister is the late Maggie Dixon, who served as the head women's basketball coach at the United States Military Academy (2005-06) and as an assistant coach at DePaul. In 2006, Jamie and Maggie became the first brother-sister duo in NCAA Division I history to guide their teams to the NCAA Tournament in the same season.

A week later after the Final Four, Maggie tragically died of a heart arrhythmia. A vibrant, passionate and successful coach, Maggie was only 28 years old.

In Maggie's honor, the Maggie Dixon Classic is held each year at Madison Square Garden. It has become the nation's premier women's college basketball event and held in conjunction with the Maggie Dixon Heart Health Fair.

Dixon and his family have created the Maggie Dixon Foundation, a nonprofit organization with two goals: to educate youth on heart health awareness and the promotion of women's college basketball.

Dixon saved two people from a car that flipped several times after veering off and hitting a guardrail on I-279 North while at Pittsburgh. Dixon's initial thought was that "no one would survive this event." He was the first person on the scene and cracked the windshield while pulling a female passenger from the wreckage. When asked about the incident, Dixon simply responded, "I did what anyone else in Pittsburgh would have done given the situation. I just happened to be there."

Dixon's grandparents, who emigrated from Ireland, met in Pittsburgh in the 1920s. They fell in love in Pittsburgh and lived in the city for five years before moving to New York. As a young boy, Dixon's grandparents would tell him stories about the Pittsburgh Pirates. Dixon instantly became a Pirates and Roberto Clemente fan as he hung a poster of the All-Star on his wall. He had several opportunities during his time at Pitt to throw out the first pitch at Pirates games.

DID YOU KNOW - DIXON'S PLAYING CAREER LEADS TO COACHING HS GIRLS TEAM

Dixon is still known in New Zealand as one of the best professional players to compete there. He scored 61 points for a New Zealand traveling all-star team against Sam Houston State. Dixon played professionally for the Hawke's Bay Hawks and began his coaching career at Te Aute College in 1989.

The first team Dixon ever coached was a 10-year-old girls team in New Zealand - "I started coaching a 10-year-old girls' team, a couple of high school teams in the Hawke's Bay and that's where I decided I wanted to get into coaching."

JAMIE DIXON CAREER HIGHLIGHTS

- Earned four college basketball National Coach of the Year honors: 2011 Sporting News, 2010 Jim Phelan Award, 2010 USA Basketball and 2009 Naismith.

- Guided Pitt to 11 NCAA Tournament appearances in the last 13 seasons, one of only eight college basketball programs nationally to achieve that honor.

- Set the NCAA Division I record for most wins after eight seasons as a head coach in 2011 with 216 victories. He also ranks fourth all-time in wins after 10 seasons (262) and 12 seasons (307) as a head coach, third following nine seasons (238), tied the record for most wins after seven years in 2010 (188) and set the six-year mark in 2009 (163).

- Guided Pitt to three Big East Championships including two outright Big East regular-season titles (2003-04 and 2010-11) and one tournament championship (2008). The recent 2011 outright regular-season title came in a league that placed an all-time record 11 teams in the NCAA Tournament.

- Led Pitt to its first two NCAA Tournament No. 1 seeds (2009 and 2011).

- Became the only coach in NCAA Division I basketball to guide his team to the NCAA Tournament and win at least one game in each tournament over a six-year span (2006-11).

- Guided Pitt to its first NCAA Regional Final (64-team tournament) and Elite Eight appearance, a school-best 31-5 record, the school's first No. 1 national ranking and the program's first-ever No. 1 seed upon entering the NCAA Tournament in 2008-09.

- Led the USA Basketball Under-19 Team to the 2009 FIBA World Championship Gold Medal and 9-0 record after inheriting an overhauled roster and assuming head coaching duties a month before competition began.

- Concluded the 2012-13 season and final in the league as the winningest coach in Big East history with a current .658 winning percentage in league games (127-66), surpassing several legendary coaches including John Thompson, Jim Calhoun, Jim Boeheim, Rick Pitino and Lou Carnesecca.

- Became the only coach in school history to lead Pitt to two 30-win seasons, two No. 1 seeds upon entering the NCAA Tournament, nine consecutive 20-win seasons, eight straight 10-plus win Big East regular seasons and eight straight NCAA Tournaments (2004-11).

- Directed Pitt to three NCAA Sweet Sixteen appearances (2004, 2007 and 2009).

- Named Madison Square Garden's College Basketball "Coach of the Decade" (2000-10).

- Guided Pitt to its second Big East Championship title in 2008. The Panthers became the second squad in league history to capture the crown after winning four games.

- Led Pitt to the Big East Championship final four times.

- One of only nine coaches in NCAA Division I history to win over 100 games during the first four seasons of a coaching career.

- Reached both 100 wins and 200 wins at Pitt faster than any other head coach in school history. Dixon needed only 126 games to reach the 100-win milestone. Only 14 coaches in the history of college basketball reached 100 career victories faster than Dixon. His 200 victories were accomplished in only 255 total contests. He is one of only 13 coaches in NCAA Division I history to reach 200 victories in 255 games or less.

- Amassed a spectacular 13-year 143-83 conference regular-season record (115-57 Big East; 27-26 ACC) at Pitt.

- Tallied a 206-35 home record in his first 13 seasons as head coach.

- Became the first rookie head coach in Big East history to both guide his team to the league's regular-season title and earn Big East Coach of the Year honors in 2003-04. Dixon earned those accolades after leading the Panthers to the Big East regular-season title and a school-record 31 wins, which ranks as the third-highest total in NCAA Division I history for a first-year head coach.

- Guided Pitt to three top-10 percent rankings in the NCAA's Academic Performance Ratings over the last four seasons (2013-14, 2011-12 and 2010-11).

NUMERICAL ROSTER (16)

No.	Name	Ht.	Wt.	Pos.	Yr.-Exp.	Hometown (High School) / Previous School
0	Jaylen Fisher	6-2	195	G	FR-HS	Arlington, Tenn. (Bolton HS)
1	Desmond Bane	6-5	215	G	FR-HS	Richmond, Ind. (Seton Catholic HS)
2	Michael Williams	6-2	190	G	SR-3L	San Antonio, Texas (Reagan HS)
5	Josh Parrish	6-5	220	G	FR-HS	Arlington, Texas (Seguin HS)
10	Vladimir Brodziansky	6-11	220	F	JR-1L	Prievidza, Slovakia (Canarias Basketball Academy) / Pratt CC
11	Brandon Parrish	6-6	210	G	SR-3L	Arlington, Texas (Seguin HS)
12	Kouat Noi	6-7	205	F	FR-HS	Newcastle, Australia (Montverde Academy)
15	JD Miller	6-8	235	F	SO-1L	Dallas, Texas (Seagoville HS)
20	Dalton Dry	6-3	190	G	JR-2L	Fort Worth, Texas (FW Country Day HS)
25	Alex Robinson	6-1	180	G	SO-TR	Fort Worth, Texas (Timberview HS) / Texas A&M
32	Karviar Shepherd	6-11	230	F	SR-3L	Dallas, Texas (Prime Prep Academy)
33	Chris Washburn	6-8	240	F	SR-2L	Grand Prairie, Texas (South Grand Prairie High) / UTEP
34	Kenrich Williams	6-7	210	G	JR-1L	Waco, Texas (Waco University) / New Mexico JC
45	Austin Sottile	6-6	225	F	JR-SQ	Saint Louis, Mo. (Saint Louis University HS)

ALPHABETICAL ROSTER (16)

No.	Name	Ht.	Wt.	Pos.	Yr.-Exp.	Hometown (High School) / Previous School
1	Desmond Bane	6-5	215	G	FR-HS	Richmond, Ind. (Seton Catholic HS)
10	Vladimir Brodziansky	6-11	220	F	JR-1L	Prievidza, Slovakia (Canarias Basketball Academy) / Pratt CC
20	Dalton Dry	6-3	190	G	JR-2L	Fort Worth, Texas (FW Country Day HS)
0	Jaylen Fisher	6-2	195	G	FR-HS	Arlington, Tenn. (Bolton HS)
15	JD Miller	6-8	235	F	SO-1L	Dallas, Texas (Seagoville HS)
12	Kouat Noi	6-7	205	F	FR-HS	Newcastle, Australia (Montverde Academy)
11	Brandon Parrish	6-6	210	G	SR-3L	Arlington, Texas (Seguin HS)
5	Josh Parrish	6-5	220	G	FR-HS	Arlington, Texas (Seguin HS)
25	Alex Robinson	6-1	180	G	SO-TR	Fort Worth, Texas (Timberview HS) / Texas A&M
32	Karviar Shepherd	6-11	230	F	SR-3L	Dallas, Texas (Prime Prep Academy)
45	Austin Sottile	6-6	225	F	JR-SQ	Saint Louis, Mo. (Saint Louis University HS)
33	Chris Washburn	6-8	240	F	SR-2L	Grand Prairie, Texas (South Grand Prairie High) / UTEP
34	Kenrich Williams	6-7	210	G	JR-1L	Waco, Texas (Waco University) / New Mexico JC
2	Michael Williams	6-2	190	G	SR-3L	San Antonio, Texas (Reagan HS)

COACHES & STAFF

Staff Position	Name	Graduated From	Year at TCU
Head Coach:	Jamie Dixon	TCU, '87	First season at TCU
Assistant Coach:	David Patrick	Louisiana Laf., '00	First season at TCU
Assistant Coach:	Ryan Miller	Northern State, '00	First season at TCU
Assistant Coach:	Corey Barker	Prairie View A&M, '03	First season at TCU
Director of Operations:	Thomas Montigel	TCU, '14	First season at TCU
Special Assistant:	Rob Wright	Merrimack, '89	First season at TCU
Sports Medicine:	Matt Herrill	Kansas, '02	First season at TCU
Strength & Conditioning:	Stephen Gephardt	Arizona State, '04	10th season at TCU

PRONUNCIATION GUIDE

Players	Pronunciation
Vladimir Brodziansky	VLAD-A-mir BROAD-Zee-QN-ski
Jaylen Fisher	JAY-len
Kouat Noi	KWAT NOY
Austin Sottile	Austin SUH-till-EE
Karviar Shepherd	KUH-var Shepherd
Kenrich Williams	KEN-rich Williams

FROGS BY MAJOR

ACCOUNTING

Austin Sottile

BUSINESS

Desmond Bane

Jaylen Fisher

Kouat Noi

Josh Parrish

COMBINED SCIENCE

Brandon Parrish

CRIMINAL JUSTICE

Chris Washburn

Karviar Shepherd

SUPPLY & VALUE CHAIN MANAGEMENT

Michael Williams

ENTREPRENEURIAL MANAGEMENT

Dalton Dry

HEALTH AND FITNESS

Alex Robinson

PRE-MAJOR

JD Miller

PSYCHOLOGY

Vladimir Brodziansky

SOCIOLOGY

Kenrich Williams

BIG 12 CONFERENCE STANDINGS

BIG 12 CONFERENCE STANDINGS AS OF FEB. 26

Team	Big 12	Overall	Pct.
KANSAS	16 - 2	28 - 3	.903
WEST VIRGINIA	12 - 6	24 - 7	.774
BAYLOR	12 - 6	25 - 6	.806
IOWA STATE	12 - 6	20 - 10	.667
OKLAHOMA STATE	9 - 9	20 - 11	.645
KANSAS STATE	8 - 10	19 - 12	.613
TEXAS TECH	6 - 12	18 - 13	.581
TCU	6 - 12	17 - 14	.548
OKLAHOMA	5 - 13	11 - 19	.367
TEXAS	4 - 14	10 - 21	.323

2016-17 BIG 12 CONFERENCE PRESEASON POLL

Team (First-place Votes)	Points
1. Kansas (9)	81
2. West Virginia	65
3. Texas	59
4. Iowa State (1)	56
5. Baylor	53
6. Oklahoma	40
7. Oklahoma State	32
8. Texas Tech	32
9. Kansas State	20
10. TCU	12

TCU'S RECORD WHEN...

	SEASON
NOVEMBER	7-0
DECEMBER	4-2
JANUARY	3-5
FEBRUARY	3-5
MARCH	0-2
SUNDAYS	1-0
MONDAYS	2-1
TUESDAYS	2-0
WEDNESDAYS	4-5
THURSDAYS	0-0
FRIDAYS	3-1
SATURDAYS	5-7
OVERTIME	1-0
DOUBLE OVERTIME	0-0
LEADING AT THE HALF	14-2
TRAILING AT THE HALF	3-12
TIED AT THE HALF	0-0
OUT-SHOOTING THE OPPOSITION	16-6
OUT-SHOT BY THE OPPOSITION	1-8
SHOOTING THE SAME	0-0
SHOOTING 50% OR HIGHER	7-3
SHOOTING 45-49.9%	5-3
SHOOTING 40-44.9%	3-4
SHOOTING 35-39.9%	2-3
SHOOTING 34.9% OR LOWER	0-1
OPPOSITION SHOOTS 50% OR HIGHER	0-5
OPPOSITION SHOOTS 45-49.9%	4-4
OPPOSITION SHOOTS 40-44.9%	8-4
OPPOSITION SHOOTS 35-39.9%	3-1
OPPOSITION SHOOTS 34.9% OR LOWER	2-0
OUT-REBOUNDING THE OPPOSITION	16-6
OUT-REBOUNDED BY THE OPPOSITION	1-6
REBOUNDS ARE EQUAL	0-3
COMMITTING MORE TURNOVERS	4-7
COMMITTING FEWER TURNOVERS	10-5
TURNOVERS ARE EQUAL	3-1
SCORING 80 OR MORE POINTS	7-3
SCORING 70-79 POINTS	6-3
SCORING 60-69 POINTS	4-5
SCORING 59 POINTS OR FEWER	0-3
ALLOWING 80 OR MORE POINTS	2-5
ALLOWING 70-79 POINTS	3-7
ALLOWING 60-69 POINTS	7-2
ALLOWING 59 POINTS OR FEWER	5-0
vs. TOP-25 OPPONENTS	0-6

SCHOLLMAYER ARENA

Previously known as the Daniel-Meyer Coliseum, the facility underwent a \$72 million renovation. The Schollmaiers provided the lead gift. The Daniel-Meyer name will remain prominent as the entire area will be known as the Daniel-Meyer Athletic Complex.

The men's and women's basketball programs received new locker rooms and team meeting rooms as well as an increased sports medicine center. There will also be new locker rooms for visiting teams.

The new building facade for the arena architecturally complements Amon G. Carter Stadium and the TCU campus. The interior has a lower playing surface to increase courtside seating and provide a more intimate atmosphere. Wider concourses and multiple public entries will ease congestion. The fan experience is further enhanced by new concession stands and restrooms as well as increased points of sale. A new courtside club lounge was constructed on floor level.

Additional features are a TCU Athletics Hall of Fame display on the concourse level, offices for Olympic sports and administration and a larger main ticket office to support both the new arena and Amon G. Carter Stadium.

CAREER HIGHS

POINTS

Parrish, B.	22 (11/20/14 vs. New Orleans)
Robinson	24 (11/26/16 vs. Washington)
Shepherd	19 (3/12/14 vs. Baylor)
Brodziansky	28 (12/30/16 vs. Kansas)
Miller	19 (2/20/16 at Iowa State)
Williams, K.	20 (1/23/17 at Oklahoma State)
Washburn	17 (2/18/15 vs. Kansas State)
Williams, M.	14 (12/19/13 vs. Grambling State)
Fisher	18 (2/11/17 at Baylor)
Bane	19 (11/14/16 vs. Alabama State)
Parrish, J.	6 (12/18/16 vs. Texas Southern)
Dry	3, 2x (last 11/14/16 vs. Alabama State)
Sottile	2, 2x (last 12/18/16 vs. Texas Southern)

REBOUNDS

Shepherd	19 (12/28/15 vs. Delaware State)
Williams, K.	18 (11/25/16 at UNLV)
Miller	12 (12/8/15 at Washington)
Brodziansky	14 (1/14/17 vs. Iowa State)
Washburn	12, 2x (last 1/28/15 vs. Kansas)
Parrish, B.	7, 3x (last 11/21/16 vs. Illinois State)
Robinson	8 (1/18/17 at Texas Tech)
Williams, M.	6 (1/18/16 vs. Texas Tech)
Bane	7, 2x (last 12/21/16 vs. Bradley)
Dry	2, 3x (last 12/5/15 vs. Colgate)
Fisher	4, 2x (last, 1/11/17 at Texas)
Parrish, J.	3 (11/14/16 vs. Alabama State)

ASSISTS

Robinson	11, (1/14/17 vs. Iowa State)
Williams, M.	8 (1/13/16 at Baylor)
Williams, K.	7 (3/7/15 vs. Iowa State)
Fisher	9 (12/30/16 vs. Kansas)
Shepherd	6 (11/19/15 vs. Houston Baptist)
Washburn	5, 2x (last 1/30/16 vs. Tennessee)
Brodziansky	5 (11/13/15 vs. SE Louisiana)
Parrish, B.	4, 3x (last 12/5/15 vs. Colgate)
Miller	6 (1/28/17 Auburn)
Dry	1, 3x (last 12/21/16 vs. Bradley)
Parrish, J.	1, 2x (last 11/14/16 vs. Alabama State)
Bane	3 2x (last 12/27/15 vs. Auburn)
Sottile	2 (12/18/16 vs. Texas Southern)

STEALS

Washburn	4, 3x (last, 2/2/16 at Oklahoma)
Fisher	4 (11/11/16 vs. St. Thomas)
Miller	3 (3/10/16 vs. West Virginia)
Williams, M.	3, 2x (last 12/21/13 vs. Tulsa)
Robinson	4 (12/3/16 vs. Arkansas State)
Parrish, B.	2, 12x (last 12/10/16 vs. Wofford)
Shepherd	2, 12x (last 12/21/16 vs. Bradley)
Williams, K.	5 (1/11/17 at Texas)
Dry	2 (11/19/15 vs. Houston Baptist)
Brodziansky	2, 3x (last 3/9/16 vs. Texas Tech)
Bane	2 (11/18/16 vs. Jacksonville State)

BLOCKED SHOTS

Shepherd	5, 2x (last 12/29/13 vs. Texas Southern)
Parrish, B.	5 (12/20/14 vs. UTSA)
Miller	5 (11/13/15 vs. SE Louisiana)
Brodziansky	5, 3x (last 1/18/17 at Texas Tech)
Washburn	4 (11/24/14 vs. MVSU)
Williams, K.	3, 6x (last 1/11/17 at Texas)
Williams, M.	1, 3x (last 2/23/16 at Texas Tech)
Dry	1 (11/14/14 vs. Prairie View)
Fisher	1, 3x (last 12/18/16 vs. Texas Southern)
Robinson	2, 2x (last 2/1/17 at K-State)
Bane	2 (1/3/7 vs. Oklahoma)
Parrish, J.	1 (12/18/16 vs. Texas Southern)

STREAKS

TEAM W/L - OVERALL

Overall	L, 7
Home	L, 3
Road	L, 4
Neutral site	W, 1
Unranked teams	L, 4

TEAM W/L - RANKED OPPONENTS

Ranked teams overall	L, 22
last win: Feb. 14, 2015 vs. #21 Oklahoma State	
Ranked teams home	L, 10
last win: Feb. 14, 2015 vs. #21 Oklahoma State	
Ranked teams road	L, 40
last win: Jan. 19, 1998 at #24 Hawaii	
Ranked teams neutral site	L, 13
last win: Dec. 27, 1986 vs. #6 Oklahoma	

SEASON STREAKS

LEADING TCU IN SCORING

Brodziansky	2
K. Williams	1

LEADING TCU IN REBOUNDS

K. Williams	4
-------------	---

LEADING TCU IN ASSISTS

Robinson	2
----------	---

DOUBLE-FIGURE SCORING GAMES

Brodziansky	3
K. Williams	3

GAMES WITH A 3-POINTER

Fisher	17
Robinson	6
K. Williams	3
B. Parrish	2
Miller	1

MISCELLANEOUS STATS

GAMES PLAYED (TCU Only)

Parrish	128
Shepherd	123

GAMES STARTED (TCU Only)

Shepherd	95
Parrish	83
Washburn	50

DUNKS

Brodziansky	56
Miller	14
K. Williams	11
Shepherd	10
Bane	7
Washburn	7
Parrish, J.	5
Parrish, B.	2
Parish, B.	1

DOUBLE DOUBLES - CAREER

K. Williams	28
Shepherd	15
Brodziansky	6
Miller	5
Robinson	1

20-POINT GAMES - CAREER

Brodziansky	12
Parrish	4
Robinson	3

10-REBOUND GAMES - CAREER

Shepherd	43
K. Williams	17
Brodziansky	19
Washburn	5
Miller	2

TCU'S BIG 12/NCAA STATS RANKINGS

Category:	TCU	Big 12	NCAA	Conf. Only
Scoring Offense	73.6	6th	171st	7th
Scoring Defense	69.7	6th	108th	5th
Scoring Margin	+3.9	8th	114th	8th
FT Pct.	.687	8th	226th	6th
FG Pct.	.461	7th	90th	4th
FG Pct. Defense	.442	9th	200th	4th
3FG Pct.	.351	8th	171st	4th
3FG Pct. Defense	.357	7th	224th	8th
Rebounds	35.6	6th	187th	5th
Rebound Margin	+3.1	5th	87th	5th
Blocked Shots	4.7	3rd	37th	1st
Assists	16.6	2nd	23rd	3rd
Steals	6.4	7th	151st	8th
Turnover Margin	-0.1	7th	186th	9th
Assist/TO Ratio	1.25	5th	57th	4th
Offensive Rebounds	11.65	6th	88th	6th
Defensive Rebounds	24.0	6th	269th	4th
Def. Reb Pct.	.695	5th	-	3rd
Offensive Reb Pct.	.345	5th	-	5th
3FG Made	223	5th	179th	4th

TCU'S INDIVIDUAL STATS RANKINGS OVERALL (TOP-10 ONLY)

Category:	TCU	Big 12	NCAA	Conf. Only
Rebounds	Williams (9.4)	2nd	36th	4th
Assists	Robinson (5.5)	3rd	28th	3rd
	Fisher (4.3)	7th	121st	8th
Free Throw Pct.	Brodziansky (.80)	6th	191st	1st
Assists/TO Ratio	Robinson (2.11)	4th	82nd	4th
Steals	Robinson (1.45)	10th	169th	--
Blocked Shots	Brodziansky (2.3)	2nd	23rd	1st
Off. Rebounds	Williams (3.31)	2nd	23rd	4th
Def. Rebounds	Williams (6.0)	2nd	70th	3rd
Double-Doubles	Williams (13)	1st	31st	2nd

Note: NCAA Stats through games 3/4/2017 | Big 12 Stats: 3/6/2017

PLAYER MISCELLANEOUS STATS

0 JAYLEN FISHER

Year	Season	Career	TCU W/L Record
Double-Figure Points:	17	17	12-5
Double-Figure Rebounds:	-	-	0-0
Double-Doubles:	-	-	0-0
5 + Assists:	10	10	7-3
Led Team In Points:	3	3	2-1
Led Team In Rebounds:	-	-	0-0
Led Team In Assists:	11	11	6-5

1 DESMOND BANE

Year	Season	Career	TCU W/L Record
Double-Figure Points:	8	8	7-1
Double-Figure Rebounds:	-	-	0-0
Double-Doubles:	-	-	0-0
5 + Assists:	-	-	0-0
Led Team In Points:	3	3	3-0
Led Team In Rebounds:	2	2	2-0
Led Team In Assists:	-	-	0-0

2 MICHAEL WILLIAMS

Year	Season	Career	TCU W/L Record
Double-Figure Points:	-	6	3-3
Double-Figure Rebounds:	-	-	-
Double-Doubles:	-	-	-
5 + Assists:	-	8	5-3
Led Team In Points:	-	1	0-1
Led Team In Rebounds:	-	1	0-1
Led Team In Assists:	-	11	4-7

5 JOSH PARRISH

Year	Season	Career	TCU W/L Record
Double-Figure Points:	-	-	0-0
Double-Figure Rebounds:	-	-	0-0
Double-Doubles:	-	-	0-0
5 + Assists:	-	-	0-0
Led Team In Points:	-	-	0-0
Led Team In Rebounds:	-	-	0-0
Led Team In Assists:	-	-	0-0

10 VLADIMIR BRODZIANSKY

Year	Season	Career	TCU W/L Record
Double-Figure Points:	22	39	17-22
Double-Figure Rebounds:	2	5	3-2
Double-Doubles:	2	4	3-1
5 + Assists:	-	1	1-0
Led Team In Points:	11	16	7-9
Led Team In Rebounds:	3	10	4-6
Led Team In Assists:	-	2	1-1

11 BRANDON PARRISH

Year	Season	Career	TCU W/L Record
Double-Figure Points:	4	36	21-15
Double-Figure Rebounds:	-	-	-
Double-Doubles:	-	-	-
5 + Assists:	-	-	-
Led Team In Points:	1	11	5-6
Led Team In Rebounds:	-	2	0-2
Led Team In Assists:	-	4	0-4

15 JD MILLER

Year	Season	Career	TCU W/L Record
Double-Figure Points:	10	15	7-8
Double-Figure Rebounds:	-	2	0-2
Double-Doubles:	-	1	0-1
5 + Assists:	1	1	0-1
Led Team In Points:	2	4	1-3
Led Team In Rebounds:	1	7	1-6
Led Team In Assists:	1	2	0-2

20 DALTON DRY

Year	Season	Career	TCU W/L Record
Double-Figure Points:	-	-	0-0
Double-Figure Rebounds:	-	-	0-0
Double-Doubles:	-	-	0-0
5 + Assists:	-	-	0-0
Led Team In Points:	-	-	0-0
Led Team In Rebounds:	-	-	0-0
Led Team In Assists:	-	-	0-0

25 ALEX ROBINSON

Year	Season	Career	TCU W/L Record
Double-Figure Points:	18	26	10-9
Double-Figure Rebounds:	-	-	0-0
Double-Doubles:	1	1	0-1
5 + Assists:	18	23	11-7
Led Team In Points:	8	11	4-4
Led Team In Rebounds:	1	1	0-1
Led Team In Assists:	22	29	12-10

32 KARVIAR SHEPHERD

Year	Season	Career	TCU W/L Record
Double-Figure Points:	3	28	16-12
Double-Figure Rebounds:	-	15	10-5
Double-Doubles:	-	6	3-3
5 + Assists:	-	1	1-0
Led Team In Points:	-	7	2-5
Led Team In Rebounds:	2	35	18-17
Led Team In Assists:	-	3	1-2

33 CHRIS WASHBURN

Year	Season	Career	TCU W/L Record
Double-Figure Points:	1	17	8-6
Double-Figure Rebounds:	-	2	1-1
Double-Doubles:	-	-	0-0
5 + Assists:	-	2	2-0
Led Team In Points:	1	5	4-1
Led Team In Rebounds:	1	16	9-7
Led Team In Assists:	-	9	3-6

34 KENRICH WILLIAMS

Year	Season	Career	TCU W/L Record
Double-Figure Points:	17	32	17-15
Double-Figure Rebounds:	17	20	11-9
Double-Doubles:	13	15	8-7
5 + Assists:	1	2	1-1
Led Team In Points:	1	6	2-4
Led Team In Rebounds:	22	31	16-15
Led Team In Assists:	1	4	1-3

45 AUSTIN SOTTILE

Year	Season	Career	TCU W/L Record
Double-Figure Points:	-	-	0-0
Double-Figure Rebounds:	-	-	0-0
Double-Doubles:	-	-	0-0
5 + Assists:	-	-	0-0
Led Team In Points:	-	-	0-0
Led Team In Rebounds:	-	-	0-0
Led Team In Assists:	-	-	0-0

TCU INDIVIDUAL HIGHS

Points	28	Brodziansky, Vlad vs Kansas (12/30/16)
	25	Brodziansky, Vlad vs Iowa State (01/14/17)
	24	Robinson, Alex vs Washington (11/26/16)
	24	Brodziansky, Vlad vs Illinois State (11/21/16)
	22	Brodziansky, Vlad at Texas Tech (01/18/17)
Field Goals Made	11	Brodziansky, Vlad vs Iowa State (01/14/17)
	9	Robinson, Alex vs Auburn (01/28/17)
	9	Brodziansky, Vlad at Texas Tech (01/18/17)
	9	Brodziansky, Vlad at Texas (01/11/17)
	9	Brodziansky, Vlad vs Kansas (12/30/16)
Field Goal Att.	19	Brodziansky, Vlad vs Kansas (12/30/16)
	17	Miller, JD vs Auburn (01/28/17)
FG Pct (min 5 made)	1.000 (7-7)	Brodziansky, Vlad vs Arkansas State (12/03/16)
	.875 (7-8)	Brodziansky, Vlad vs Illinois State (11/21/16)
3-Point FG Made	4	Miller, JD vs Texas Tech (02/07/17)
	4	Miller, JD at Kansas State (02/01/17)
	4	Fisher, Jaylen at Texas (01/11/17)
	4	Robinson, Alex vs Washington (11/26/16)
	4	Parrish, Brandon vs Jacksonville State (11/18/16)
3-Point FG Att.	8	Fisher, Jaylen vs Baylor (01/21/17)
	8	Parrish, Brandon vs Iowa State (01/14/17)
	8	Fisher, Jaylen at Texas (01/11/17)
3-Pt FG Pct (min 2 made)	1.000 (4-4)	Miller, JD vs Texas Tech (02/07/17)
	1.000 (3-3)	Williams, Kenrich at Oklahoma (03/04/17)
	1.000 (2-2)	Brodziansky, Vlad at Texas Tech (01/18/17)
	1.000 (2-2)	Fisher, Jaylen at West Virginia (01/07/17)
	1.000 (2-2)	Williams, Michael vs Arkansas State (12/03/16)
	1.000 (2-2)	Williams, Kenrich vs Jacksonville State (11/18/16)
Free Throws Made	10	Brodziansky, Vlad vs Kansas (12/30/16)
	10	Brodziansky, Vlad vs Illinois State (11/21/16)
Free Throw Att.	13	Brodziansky, Vlad vs Illinois State (11/21/16)
	12	Williams, Kenrich vs Wofford (12/10/16)
FT Pct (min 3 made)	1.000 (6-6)	Brodziansky, Vlad vs Kansas State (03/01/17)
	1.000 (6-6)	Robinson, Alex at Oklahoma State (01/23/17)
	1.000 (5-5)	Brodziansky, Vlad vs Texas (02/04/17)
	1.000 (4-4)	Fisher, Jaylen at Baylor (02/11/17)
	1.000 (4-4)	Brodziansky, Vlad vs Texas Tech (02/07/17)
	1.000 (4-4)	Williams, Kenrich at Oklahoma State (01/23/17)
	1.000 (4-4)	Brodziansky, Vlad at West Virginia (01/07/17)
	1.000 (4-4)	Brodziansky, Vlad at SMU (12/07/16)
	1.000 (4-4)	Brodziansky, Vlad vs Washington (11/26/16)
	1.000 (4-4)	Fisher, Jaylen vs Illinois State (11/21/16)
	1.000 (4-4)	Brodziansky, Vlad vs Jacksonville State (11/18/16)
	1.000 (4-4)	Bane, Desmond vs Alabama State (11/14/16)
	1.000 (3-3)	Fisher, Jaylen vs Oklahoma State (02/15/17)
	1.000 (3-3)	Robinson, Alex at Kansas State (02/01/17)
	1.000 (3-3)	Trent, Malique at UNLV (11/25/16)
	1.000 (3-3)	Fisher, Jaylen vs Alabama State (11/14/16)
Rebounds	18	Williams, Kenrich at UNLV (11/25/16)
	14	Brodziansky, Vlad vs Iowa State (01/14/17)
Assists	11	Fisher, Jaylen vs Iowa State (01/14/17)
	10	Robinson, Alex at SMU (12/07/16)
Steals	5	Williams, Kenrich at Texas (01/11/17)
	4	Williams, Kenrich at Kansas State (02/01/17)
	4	Robinson, Alex vs Arkansas State (12/03/16)
	4	Fisher, Jaylen vs St. Thomas (11/11/16)
Blocked Shots	5	Brodziansky, Vlad at Texas Tech (01/18/17)
	5	Brodziansky, Vlad vs Wofford (12/10/16)
	5	Brodziansky, Vlad vs Arkansas State (12/03/16)
Turnovers	6	Fisher, Jaylen vs West Virginia (02/25/17)
	6	Fisher, Jaylen at West Virginia (01/07/17)
	6	Robinson, Alex vs Washington (11/26/16)
Fouls	5	Williams, Kenrich at Iowa State (02-18-17)
	5	Williams, Kenrich vs Auburn (01/28/17)
	5	Robinson, Alex at Oklahoma State (01/23/17)
	5	Bane, Desmond at Texas Tech (01/18/17)
	5	Williams, Kenrich at SMU (12/07/16)
Minutes	45	Robinson, Alex at Kansas State (02/01/17)
	42	Williams, Kenrich at Kansas State (02/01/17)
	39	Williams, Kenrich at Oklahoma (03/04/17)
	39	Williams, Kenrich vs Kansas State (03/01/17)
	39	Robinson, Alex vs Auburn (01/28/17)
	39	Williams, Kenrich vs Kansas (12/30/16)

OPPONENT INDIVIDUAL HIGHS

Points	27	Evans, Jawun at Oklahoma State (01/23/17)
	27	Fultz, Markelle vs Washington (11/26/16)
	25	Mitrou-Long, Naz at Iowa State (02-18-17)
	25	Motley, Johnathan at Baylor (02/11/17)
	25	Wiley, Austin vs Auburn (01/28/17)
Field Goals Made	12	Motley, Johnathan at Baylor (02/11/17)
	11	Wiley, Austin vs Auburn (01/28/17)
	11	Evans, Jawun at Oklahoma State (01/23/17)
Field Goal Att.	20	OJELEYE, Semi at SMU (12/07/16)
	19	Miles Jr., Dexter at West Virginia (01/07/17)
	19	Demontae Jefferson vs Texas Southern (12/18/16)
FG Pct (min 5 made)	1.000 (6-6)	McLemore, Anfernee vs Auburn (01/28/17)
	.857 (6-7)	JOHNSON, D.J. at Kansas State (02/01/17)
3-Point FG Made	7	Mitrou-Long, Naz at Iowa State (02-18-17)
	5	Hammonds, Leyton vs Oklahoma State (02/15/17)
	5	STOKES, Kamau at Kansas State (02/01/17)
	5	Carter, Devin vs Arkansas State (12/03/16)
3-Point FG Att.	12	Mitrou-Long, Naz at Iowa State (02-18-17)
	11	Carter, Devin vs Arkansas State (12/03/16)
3-Pt FG Pct (min 2 made)	1.000 (3-3)	SNEED, Xavier at Kansas State (02/01/17)
	1.000 (3-3)	Crisp, David vs Washington (11/30/16)
	1.000 (2-2)	Jackson, Donovan at Iowa State (02-18-17)
	1.000 (2-2)	Dulani Robinson vs Texas Southern (12/18/16)
	1.000 (2-2)	Green, Dominic vs Washington (11/30/16)
	1.000 (2-2)	Thybulle, Matisse vs Washington (11/30/16)
	1.000 (2-2)	OFOEGBU, Uche at UNLV (11/25/16)
Free Throws Made	10	STOKES, Kamau vs Kansas State (03/01/17)
	10	Fultz, Markelle vs Washington (11/26/16)
Free Throw Att.	16	Tony Armstrong vs Texas Tech (01/18/16)
	12	Fultz, Markelle vs Washington (11/26/16)
FT Pct (min 3 made)	1.000 (8-8)	Carroll, Jeffrey at Oklahoma State (01/23/17)
	1.000 (8-8)	Evans, Keenan at Texas Tech (01/18/17)
	1.000 (6-6)	Graham, Devonte' at Kansas (02/22/17)
	1.000 (6-6)	Morris, Monte at Iowa State (02-18-17)
	1.000 (6-6)	STOKES, Kamau at Texas Tech (02/01/17)
	1.000 (6-6)	Demontae Jefferson vs Texas Southern (12/18/16)
	1.000 (6-6)	Fletcher Magee vs Wofford (12/10/16)
	1.000 (6-6)	MILTON, Shake at SMU (12/07/16)
	1.000 (5-5)	McIntosh, MiKyle vs Illinois State (11/21/16)
	1.000 (4-4)	McGusty, Kameron at Oklahoma (03/04/17)
	1.000 (4-4)	Phillip, Tarik vs West Virginia (02/25/17)
	1.000 (4-4)	Hammonds, Leyton at Oklahoma State (01/23/17)
	1.000 (4-4)	Vick, Lagerald vs Kansas (12/30/16)
	1.000 (4-4)	Graham, Devonte' vs Kansas (12/30/16)
	1.000 (3-3)	Carroll, Jeffrey vs Oklahoma State (02/15/17)
	1.000 (3-3)	Evans, Jawun at Oklahoma State (01/23/17)
	1.000 (3-3)	Thomas, Devon at Texas Tech (01/18/17)
Rebounds	17	Lucas, Landen vs Kansas (12/30/16)
	14	Fultz, Markelle vs Washington (11/30/16)
Assists	12	Evans, Jawun vs Oklahoma State (02/15/17)
	11	Morris, Monte at Iowa State (02-18-17)
Steals	5	BROWN, Barry at Kansas State (02/01/17)
	5	Fultz, Markelle vs Washington (11/26/16)
Blocked Shots	5	Lattin, Khadeem at Oklahoma (03/04/17)
	4	Solomon, Mitchell vs Oklahoma State (02/15/17)
Turnovers	7	STOKES, Kamau at Kansas State (02/01/17)
	7	McIntosh, MiKyle vs Illinois State (11/21/16)
	7	Terrance LeFlore vs Alabama State (11/14/16)
Fouls	5	JOHNSON, D.J. at Kansas State (02/01/17)
	5	Heron, Mustapha vs Auburn (01/28/17)
	5	Hammonds, Leyton at Oklahoma State (01/23/17)
	5	Jackson, Josh vs Kansas (12/30/16)
	5	McGlaston, JoJo vs Bradley (12/21/16)
	5	Marvin Jones vs Texas Southern (12/18/16)
	5	Thybulle, Matisse vs Washington (11/30/16)
	5	Dickerson, Noah vs Washington (11/30/16)
	5	Fultz, Markelle vs Washington (11/26/16)
	5	BAXTER JR, Troy at UNLV (11/25/16)
	5	Hawkins, Deontae vs Illinois State (11/21/16)
	5	Wills, Tony vs Illinois State (11/21/16)

TCU TEAM HIGHS

POINTS	98	ALABAMA STATE (11/14/16)
	96	TEXAS SOUTHERN (12/18/16)
	93	vs Washington (11/26/16)
	86	at Kansas State (02/01/17)
	86	WASHINGTON (11/30/16)
FIELD GOALS MADE	37	IOWA STATE (01/14/17)
	37	ALABAMA STATE (11/14/16)
FIELD GOAL ATTEMPTS	69	at Kansas (02/22/17)
	68	TEXAS SOUTHERN (12/18/16)
FIELD GOAL PERCENTAGE	.597 (37-62)	ALABAMA STATE (11/14/16)
	.569 (37-65)	IOWA STATE (01/14/17)
3 PT FIELD GOALS MADE	11	JACKSONVILLE STATE (11/18/16)
	10	at Kansas State (02/01/17)
	10	BRADLEY (12/21/16)
	10	ALABAMA STATE (11/14/16)
3 PT FG ATTEMPTS	27	at Texas Tech (01/18/17)
	26	at Oklahoma State (01/23/17)
	26	BRADLEY (12/21/16)
	26	ST. THOMAS (11/11/16)
3 PT FG PERCENTAGE	.588 (10-17)	at Kansas State (02/01/17)
	.524 (11-21)	JACKSONVILLE STATE (11/18/16)
FREE THROWS MADE	26	vs Washington (11/26/16)
	24	WOFFORD (12/10/16)
FREE THROW ATTEMPTS	41	WOFFORD (12/10/16)
	33	vs Washington (11/26/16)
FREE THROW PERCENTAGE	.923 (12-13)	OKLAHOMA STATE (02/15/17)
	.917 (22-24)	at Oklahoma State (01/23/17)
REBOUNDS	50	TEXAS SOUTHERN (12/18/16)
	46	BRADLEY (12/21/16)
ASSISTS	29	ALABAMA STATE (11/14/16)
	27	IOWA STATE (01/14/17)
STEALS	13	at Kansas State (02/01/17)
	12	WASHINGTON (11/30/16)
	12	ALABAMA STATE (11/14/16)
	12	ST. THOMAS (11/11/16)
BLOCKED SHOTS	13	OKLAHOMA (01/03/17)
	9	WEST VIRGINIA (02/25/17)
	9	ARKANSAS STATE (12/03/16)
TURNOVERS	22	at Kansas State (02/01/17)
	21	WEST VIRGINIA (02/25/17)
	21	TEXAS TECH (02/07/17)
FOULS	25	at Texas Tech (01/18/17)
	23	ALABAMA STATE (11/14/16)

TCU TEAM LOWS

POINTS	52	at Baylor (02/11/17)
	53	BAYLOR (01/21/17)
	59	at SMU (12/07/16)
	60	OKLAHOMA (01/03/17)
	60	WEST VIRGINIA (02/25/17)
FIELD GOALS MADE	17	BAYLOR (01/21/17)
	20	TEXAS TECH (02/07/17)
	20	at Baylor (02/11/17)
	20	WEST VIRGINIA (02/25/17)
FIELD GOAL ATTEMPTS	42	TEXAS TECH (02/07/17)
	46	WEST VIRGINIA (02/25/17)
FIELD GOAL PERCENTAGE	.293 (17-58)	BAYLOR (01/21/17)
	.362 (21-58)	at UNLV (11/25/16)
3 PT FIELD GOALS MADE	5	WASHINGTON (11/30/16)
	5	OKLAHOMA (01/03/17)
	5	at West Virginia (01/07/17)
	5	AUBURN (01/28/17)
	5	at Baylor (02/11/17)
3 PT FG ATTEMPTS	14	ILLINOIS STATE (11/21/16)
	14	at West Virginia (01/07/17)
3 PT FG PERCENTAGE	.231 (6-26)	at Oklahoma State (01/23/17)
	.240 (6-25)	BAYLOR (01/21/17)
FREE THROWS MADE	2	IOWA STATE (01/14/17)
	4	at Oklahoma (03/04/17)
FREE THROW ATTEMPTS	5	IOWA STATE (01/14/17)
	8	at Iowa State (02-18-17)
FREE THROW PERCENTAGE	.400 (2-5)	IOWA STATE (01/14/17)
	.444 (4-9)	at Oklahoma (03/04/17)
REBOUNDS	26	at Baylor (02/11/17)
	28	OKLAHOMA STATE (02/15/17)
	28	at Iowa State (02-18-17)
	28	KANSAS STATE (03/01/17)
ASSISTS	10	at Oklahoma State (01/23/17)
	10	at Baylor (02/11/17)
STEALS	1	at Baylor (02/11/17)
	2	at SMU (12/07/16)
	2	at Oklahoma State (01/23/17)
BLOCKED SHOTS	0	at West Virginia (01/07/17)
	1	at Oklahoma (03/04/17)
TURNOVERS	6	at Oklahoma (03/04/17)
	7	at Baylor (02/11/17)
FOULS	10	WOFFORD (12/10/16)
	11	TEXAS TECH (02/07/17)

OPPONENT TEAM HIGHS

POINTS	89	at Oklahoma State (01/23/17)
	88	AUBURN (01/28/17)
	87	at Kansas (02/22/17)
	86	KANSAS (12/30/16)
	84	at Iowa State (02-18-17)
FIELD GOALS MADE	36	AUBURN (01/28/17)
	33	at West Virginia (01/07/17)
FIELD GOAL ATTEMPTS	72	at West Virginia (01/07/17)
	67	AUBURN (01/28/17)
	67	KANSAS (12/30/16)
FIELD GOAL PERCENTAGE	.542 (32-59)	at Oklahoma State (01/23/17)
	.537 (36-67)	AUBURN (01/28/17)
3 PT FIELD GOALS MADE	12	at Iowa State (02-18-17)
	10	at Kansas (02/22/17)
	10	WASHINGTON (11/30/16)
	10	ILLINOIS STATE (11/21/16)
3 PT FG ATTEMPTS	29	ST. THOMAS (11/11/16)
	25	at Iowa State (02-18-17)
	25	ILLINOIS STATE (11/21/16)
3 PT FG PERCENTAGE	.833 (10-12)	WASHINGTON (11/30/16)
	.480 (12-25)	at Iowa State (02-18-17)
FREE THROWS MADE	25	at Texas Tech (01/18/17)
	23	at SMU (12/07/16)
FREE THROW ATTEMPTS	31	at Texas Tech (01/18/17)
	30	at SMU (12/07/16)
FREE THROW PERCENTAGE	1.000 (5-5)	OKLAHOMA STATE (02/15/17)
	.952 (20-21)	at Oklahoma State (01/23/17)
REBOUNDS	46	WASHINGTON (11/30/16)
	43	at Kansas (02/22/17)
ASSISTS	23	AUBURN (01/28/17)
	23	at West Virginia (01/07/17)
STEALS	12	WEST VIRGINIA (02/25/17)
	11	at Kansas State (02/01/17)
BLOCKED SHOTS	7	at Oklahoma (03/04/17)
	7	at Baylor (02/11/17)
TURNOVERS	25	WASHINGTON (11/30/16)
	22	ALABAMA STATE (11/14/16)
FOULS	28	WOFFORD (12/10/16)
	25	vs Washington (11/26/16)

OPPONENT TEAM LOWS

POINTS	42	BRADLEY (12/21/16)
	54	ARKANSAS STATE (12/03/16)
	57	OKLAHOMA (01/03/17)
	59	at UNLV (11/25/16)
	59	TEXAS SOUTHERN (12/18/16)
FIELD GOALS MADE	17	BRADLEY (12/21/16)
	19	ARKANSAS STATE (12/03/16)
FIELD GOAL ATTEMPTS	47	at Texas Tech (01/18/17)
	48	JACKSONVILLE STATE (11/18/16)
	48	BRADLEY (12/21/16)
FIELD GOAL PERCENTAGE	.339 (20-59)	TEXAS SOUTHERN (12/18/16)
	.345 (19-55)	ARKANSAS STATE (12/03/16)
3 PT FIELD GOALS MADE	2	BRADLEY (12/21/16)
	2	TEXAS (02/04/17)
3 PT FG ATTEMPTS	12	WASHINGTON (11/30/16)
	13	TEXAS (02/04/17)
3 PT FG PERCENTAGE	.143 (2-14)	BRADLEY (12/21/16)
	.154 (2-13)	TEXAS (02/04/17)
FREE THROWS MADE	3	at Baylor (02/11/17)
	5	OKLAHOMA STATE (02/15/17)
FREE THROW ATTEMPTS	5	at Baylor (02/11/17)
	5	OKLAHOMA STATE (02/15/17)
FREE THROW PERCENTAGE	.389 (7-18)	WASHINGTON (11/30/16)
	.400 (8-20)	ARKANSAS STATE (12/03/16)
REBOUNDS	25	ALABAMA STATE (11/14/16)
	26	JACKSONVILLE STATE (11/18/16)
ASSISTS	7	at Oklahoma (03/04/17)
	9	ALABAMA STATE (11/14/16)
STEALS	2	at SMU (12/07/16)
	2	at Texas Tech (01/18/17)
BLOCKED SHOTS	0	at Iowa State (02-18-17)
	1	ST. THOMAS (11/11/16)
	1	JACKSONVILLE STATE (11/18/16)
	1	at Texas Tech (01/18/17)
	1	BAYLOR (01/21/17)
TURNOVERS	5	at SMU (12/07/16)
	7	at Oklahoma State (01/23/17)
	7	at Oklahoma (03/04/17)
FOULS	11	at Texas Tech (01/18/17)
	12	at Baylor (02/11/17)
	12	at Oklahoma (03/04/17)

LAST TIME IT HAPPENED

TCU		OPPONENT
	100+ POINTS	
106 vs. Mississippi Valley State (11/24/14)		101 at Oregon State (3/19/12)
	50 OR FEWER POINTS	
49 vs. K-State (2/16/16)		42 vs. Bradley (12/21/15)
	40 OR FEWER POINTS	
40 at Baylor (1/12/13)		40 vs. Tennessee State (12/29/14)
	60%+ FIELD GOALS	
.608 vs. UTSA (12/20/14)		.633 (31-49) at Baylor (1/13/16)
	90%+ FREE THROWS (MIN. 10 MADE)	
.923 (12-13) vs. Oklahoma State (2/15/17)		.917 (22-24) at Oklahoma State (1/23/17)
	80%+ 3-POINTERS	
.875 (7-8) vs. Stephen F. Austin (12/8/03)		.833 (10-12) vs. Washington (11/30/16)
	70%+ 3-POINTERS	
.739 (17-23) at UNLV (3/13/08)		.700 (7-10) vs. West Virginia (2/9/13)
	60%+ 3-POINTERS	
.667 (6-9) at Rice (12/22/12)		.600 (9-15) vs. Texas Tech (1/18/16)
	10+ 3-POINTERS	
10 at K-State (2/1/17)		12 at Iowa State (2/18/17)
	15+ 3-POINTERS	
15 vs. UNLV (1/10/09)		16 vs. Baylor (2/12/14)
	60+ REBOUNDS	
63 vs. Grambling State (12/30/02)		61 at SMU (1/25/97)
	50+ REBOUNDS	
50 vs. Texas Southern (12/18/16)		50 at West Virginia (2/13/16)
	30+ ASSISTS	
39 vs. Central Oklahoma (12/9/00)		34 at South Florida (1/5/02)
	20+ ASSISTS	
20 vs. Auburn (1/28/17)		23 vs. Auburn (1/28/17)
	20+ STEALS	
30 vs. Arkansas-Pine Bluff (12/30/00)		20 vs. Air Force (1/21/10)
	15+ STEALS	
15 vs. Austin College (11/14/11)		15 at West Virginia (2/13/16)
	10+ BLOCKED SHOTS	
13 vs. Oklahoma (1/3/17)		10 at Oklahoma (2/2/16)
	10 OR FEWER TURNOVERS	
6 at Oklahoma (3/4/17)		7 at Oklahoma (3/4/17)
	5 OR FEWER TURNOVERS	
5 at Tulsa (12/30/10)		5 at SMU (12/7/16)
	30+ TURNOVERS	
31 at Houston (1/12/94)		35 vs. Austin College (11/11/11)
	PLAYER W/ 40+ POINTS	
42, Junior Blount at Tulane (2/26/02)		48, Melvin Ejim at Iowa State (2/8/14)
	PLAYER W/ 30+ POINTS	
31, Garlon Green at Rice (12/22/12)		32, Andrew Andrews at Washington (12/8/15)
	PLAYER W/ 20+ REBOUNDS	
20, Adrick McKinney vs. Houston (12/4/12)		21, Louis Truscott vs. Houston (2/1/03)
	PLAYER W/ 15+ REBOUNDS	
18, Kenrich Williams at UNLV (11/25/16)		17, Landen Lucas vs. Kansas (12/30/16)
	PLAYER W/ 15+ ASSISTS	
16, Greedy Daniels vs. Central Oklahoma (12/9/00)		17, Tito Maddux vs. Fresno State (1/10/01)
	PLAYER W/ 10+ ASSISTS	
10, Jaylen Fisher vs. Iowa State vs. Iowa State (1/14/17)		11, Monte Morris at Iowa State (2/18/17)
	PLAYER W/ 10+ STEALS	
12, Greedy Daniels vs. Arkansas-Pine Bluff (12/30/00)		N/A
	PLAYER W/ 5+ STEALS	
5, Kenrich Williams at Texas (1/11/17)		5, Markelle Fultz vs. Washington (11/26/16)
	PLAYER W/ 10+ BLOCKED SHOTS	
11, Derrick Davenport at Alaska-Fairbanks (11/20/99)		12, Joel Anthony at UNLV (2/7/07)
	PLAYER W/ 5+ BLOCKED SHOTS	
5, Vladimir Brodziansky at Texas Tech (1/18/17)		5, Khadeem Lattin at Oklahoma (3/4/17)
	PLAYER W/ 6+ 3-POINTERS	
8, Hank Thorns vs. UNLV (2/14/12)		6, Andrew Andrews at Washington (12/8/15)

TCU/OPPONENT COMPARISON

Opponent	1st	2nd	Score	Mar	Total FG	FG Pct	3-Pointers	3FG Pct	Free Throws	FT Pct	Rebounds	Assist	T/Over	Block	Steal	Fouls
ST. THOMAS	45/37	37/27	82-64	+18	30-62/23-53	.484/.434	7-26/9-29	.269/.310	15-23/9-13	.652/.692	38/27 +11	15/17	14/21	2/1	12/3	16/17
ALABAMA STATE	47/15	51/47	98-62	+36	37-62/22-50	.597/.440	10-22/5-16	.455/.313	14-20/13-25	.700/.520	35/25 +10	29/9	17/22	3/5	12/6	23/23
JACKSONVILLE STATE	36/31	43/29	79-60	+19	28-56/21-48	.500/.438	11-21/9-21	.524/.429	12-19/9-14	.632/.643	34/26 +8	16/15	8/14	4/1	8/3	15/19
ILLINOIS STATE	31/36	49/35	80-71	+9	26-56/22-51	.464/.431	6-14/10-25	.429/.400	22-30/17-22	.733/.773	37/28 +9	20/17	13/17	2/3	10/7	19/24
UNLV	30/27	33/32	63-59	+4	21-58/22-57	.362/.386	6-24/9-19	.250/.474	15-28/6-10	.536/.600	42/39 +3	11/14	13/19	7/6	9/5	18/22
Washington	39/31	54/49	93-80	+13	30-57/28-61	.526/.459	7-18/5-18	.389/.278	26-33/19-23	.788/.826	36/29 +7	14/13	18/18	3/4	9/8	22/25
WASHINGTON	32/29	54/42	86-71	+15	31-67/27-59	.463/.458	5-17/10-12	.294/.833	19-28/7-18	.679/.389	33/46 (13)	19/14	9/25	6/6	12/5	19/23
ARKANSAS STATE	30/29	47/25	77-54	+23	25-53/19-55	.472/.345	7-19/8-22	.368/.364	20-27/8-20	.741/.400	38/34 +4	17/15	10/15	9/2	8/3	17/21
SMU	28/33	31/41	59-74	(15)	23-54/23-52	.426/.442	6-22/5-16	.273/.313	7-12/23-30	.583/.767	31/34 (3)	13/14	11/5	3/3	2/2	21/14
WOFFORD	31/26	41/37	72-63	+9	21-49/26-63	.429/.413	6-19/5-20	.316/.250	24-41/6-8	.585/.750	39/33 +6	16/11	12/12	7/2	8/4	10/28
TEXAS SOUTHERN	40/26	56/33	96-59	+37	36-68/20-59	.529/.339	8-20/5-22	.400/.227	16-23/14-20	.696/.700	50/27 +23	20/10	11/13	5/2	8/7	20/19
BRADLEY	38/20	36/22	74-42	+32	25-65/17-48	.385/.354	10-26/2-14	.385/.143	14-19/6-13	.737/.462	46/34 +12	21/11	11/18	5/5	10/5	16/21
KANSAS	44/48	36/38	80-86	(6)	27-61/29-67	.443/.433	7-18/8-22	.389/.364	19-25/20-25	.760/.800	39/39 -	19/20	15/8	6/3	5/4	20/20
OKLAHOMA	34/38	26/19	60-57	+3	21-49/23-62	.429/.371	5-17/5-16	.294/.313	13-18/6-11	.722/.545	35/31 +4	11/13	16/13	13/6	4/10	12/17
West Virginia	28/39	42/43	70-82	(12)	24-52/33-72	.462/.458	5-14/7-23	.357/.304	17-21/9-14	.810/.643	33/38 (5)	14/23	18/9	0/5	5/8	15/18
Texas	38/36	26/25	64-61	+3	26-58/24-56	.448/.429	6-24/4-14	.250/.286	6-10/9-11	.600/.818	36/32 +4	16/10	17/17	7/2	7/5	15/15
IOWA STATE	44/41	40/36	84-77	+7	37-65/30-65	.569/.462	8-24/9-22	.333/.409	2-5/8-9	.400/.889	36/27 +9	27/16	15/9	8/2	5/10	12/13
Texas Tech	33/41	36/34	69-75	(6)	28-59/22-47	.475/.468	8-27/6-14	.296/.429	5-9/25-31	.556/.806	31/27 +4	12/12	9/9	5/1	3/2	25/11
BAYLOR	28/26	25/36	53-62	(9)	17-58/23-54	.293/.426	6-25/6-20	.240/.300	13-19/10-15	.684/.667	38/37 +1	12/12	8/10	4/1	5/4	16/18
Oklahoma State	29/32	47/57	76-89	(13)	24-61/32-59	.393/.542	6-26/5-15	.231/.333	22-24/20-21	.917/.952	35/30 +5	10/13	12/7	2/4	2/6	20/18
AUBURN	43/45	37/43	80-88	(8)	33-65/36-67	.508/.537	5-20/4-15	.250/.267	9-20/12-20	.450/.600	36/38 (2)	20/23	18/19	4/4	5/9	22/18
Kansas State	35/39	38/34	86-80	+6	31-62/25-55	.500/.455	10-17/9-21	.588/.429	14-19/21-28	.737/.750	33/31 +2	20/21	22/20	5/3	13/11	21/22
TEXAS	38/35	40/28	78-63	+15	30-58/27-58	.517/.466	8-21/2-13	.381/.154	10-16/7-11	.625/.636	36/29 +7	20/17	10/12	4/5	8/8	12/15
TEXAS TECH	30/29	32/32	62-61	+1	20-42/24-59	.476/.407	9-22/7-16	.409/.438	13-17/6-10	.765/.600	35/28 +7	15/15	21/9	4/4	3/10	11/18
Baylor	17/32	35/38	52-70	(18)	20-53/30-56	.377/.536	5-18/7-18	.278/.389	7-10/3-5	.700/.600	26/36 (10)	10/14	7/8	2/7	1/5	14/12
OKLAHOMA STATE	29/34	39/37	68-71	(3)	24-52/29-57	.462/.509	8-20/8-20	.400/.400	12-13/5-5	.923/1000	28/27 +1	16/17	10/9	2/4	4/3	12/13
Iowa State	29/39	42/45	71-84	(13)	29-55/27-53	.527/.509	8-18/12-25	.444/.480	5-8/18-21	.625/.857	28/28 -	14/19	19/11	2/0	3/7	19/14
Kansas	39/40	29/47	68-87	(19)	27-69/29-61	.391/.475	6-23/10-23	.261/.435	8-12/19-27	.667/.704	38/43 (5)	16/19	9/10	8/6	4/3	20/14
WEST VIRGINIA	30/27	30/34	60-61	(1)	20-46/24-65	.435/.369	8-17/3-14	.471/.214	12-20/10-15	.600/.667	38/36 +2	14/14	21/11	9/5	6/12	18/20
KANSAS STATE	29/40	45/35	74-75	(1)	26-52/25-55	.500/.455	8-19/9-21	.421/.429	14-17/16-22	.824/.727	28/31 (3)	19/17	12/12	5/3	5/8	21/21
Oklahoma	31/33	37/40	68-73	(5)	28-67/26-59	.418/.441	8-17/4-14	.471/.286	4-9/17-22	.444/.773	38/41 (3)	18/7	6/7	1/7	3/3	18/12

Note: Game totals are displayed in the format TEAM/OPPONENT for each category

GAME-BY-GAME STATISTICS (POINTS-REBOUNDS-ASSISTS)

Opponent	Date	Score	00	01	02	05	10	11	15	20	25	32	33	34	45
			FISHER,JAY	BANE,DESMO	WILLIAMS,M	PARRISH,JO	BRODZIANSK	PARRISH,BR	MILLER,JD	DRY,DALTON	ROBINSON,A	SHEPHERD,K	WASHBURN,C	WILLIAMS,K	SOTTILE,AU
ST. THOMAS	11/11/16	82-64 w	13-1-7	12-3-0	DNP	0-1-1	0-4-0	12-4-1	10-7-0	0-1-0	16-3-3	14-6-1	3-2-0	DNP	0-0-0
ALABAMA STATE	11/14/16	98-62 w	13-0-8	19-4-2	DNP	0-3-1	8-6-0	10-4-2	17-4-2	3-0-0	7-1-8	10-8-2	0-2-1	DNP	2-0-0
JACKSONVILLE STATE	11/18/16	79-60 w	5-4-4	14-7-1	0-2-0	DNP	8-2-0	20-6-0	DNP	DNP	10-3-5	6-4-2	4-2-0	9-2-1	DNP
ILLINOIS STATE	11/21/16	80-71 w	15-2-5	2-1-1	DNP	DNP	24-6-1	5-7-3	5-2-0	DNP	14-1-6	2-3-0	DNP	13-10-3	DNP
at UNLV	11/25/16	63-59 w	7-1-3	15-6-0	DNP	DNP	14-5-0	6-2-0	2-1-0	DNP	5-1-4	2-2-1	0-1-0	5-18-3	DNP
vs Washington	11/26/16	93-80 w	10-1-5	0-1-2	2-1-0	0-0-0	12-6-0	3-2-0	9-2-0	0-0-0	24-4-4	15-5-3	0-1-0	11-7-0	0-0-0
WASHINGTON	11/30/16	86-71 w	15-2-0	8-2-1	0-1-0	0-0-0	7-4-1	4-2-0	12-1-1	0-0-0	16-2-7	0-0-0	8-3-2	10-10-6	0-0-0
ARKANSAS STATE	12/03/16	77-54 w	13-1-4	4-1-1	8-0-2	DNP	18-6-1	3-2-1	8-8-2	DNP	3-2-5	2-1-1	3-3-0	15-13-0	DNP
at SMU	12/07/16	59-74 L	10-3-1	2-0-0	0-0-0	DNP	12-3-0	3-3-0	2-3-1	DNP	12-1-10	2-0-0	2-2-0	8-13-1	DNP
WOFFORD	12/10/16	72-63 w	13-2-4	10-2-1	DNP	DNP	10-8-0	6-5-0	12-4-2	DNP	4-2-5	5-2-0	1-0-0	11-13-4	DNP
TEXAS SOUTHERN	12/18/16	96-59 w	12-2-4	6-1-0	3-1-0	6-1-0	8-6-0	0-4-0	9-5-2	0-1-1	13-2-5	6-6-1	15-9-2	12-6-2	2-0-2
BRADLEY	12/21/16	74-42 w	0-2-7	18-7-3	6-0-1	2-0-0	4-5-0	9-3-1	7-3-1	0-0-1	5-5-4	9-8-0	2-3-1	10-8-1	0-1-0
KANSAS	12/30/16	80-86 L	4-1-9	4-4-0	4-1-2	DNP	28-9-0	9-1-0	8-8-2	DNP	10-0-4	2-1-0	0-0-0	11-11-2	DNP
OKLAHOMA	01/03/17	60-57 w	6-3-1	9-6-1	0-2-0	DNP	4-2-0	10-2-1	3-3-0	DNP	18-2-6	8-5-0	0-1-1	2-6-1	DNP
at West Virginia	01/07/17	70-82 L	8-4-4	8-4-1	7-0-1	DNP	14-6-1	6-4-3	0-1-0	DNP	17-2-2	4-0-1	0-0-0	6-7-1	DNP
at Texas	01/11/17	64-61 w	16-4-3	5-1-0	0-1-0	DNP	19-6-0	0-5-0	2-1-2	DNP	6-5-7	8-0-0	2-0-0	6-13-4	DNP
IOWA STATE	01/14/17	84-77 w	9-2-11	12-3-2	DNP	DNP	25-14-2	15-2-2	0-0-0	DNP	4-0-7	6-0-0	DNP	13-13-3	DNP
at Texas Tech	01/18/17	69-75 L	3-1-1	6-5-2	6-0-0	DNP	22-6-0	5-4-0	0-1-0	DNP	11-8-9	0-0-0	0-0-0	16-3-0	DNP
BAYLOR	01/21/17	53-62 L	4-1-5	4-2-2	DNP	DNP	19-10-1	0-2-0	0-2-0	DNP	9-1-2	1-6-2	0-0-0	16-12-0	DNP
at Oklahoma State	01/23/17	76-89 L	7-3-3	2-0-0	2-2-1	DNP	20-6-0	1-1-0	5-2-1	DNP	13-2-3	6-2-0	0-1-0	20-12-2	DNP
AUBURN	01/28/17	80-88 L	3-1-3	12-6-3	0-1-1	DNP	19-8-0	0-1-0	17-7-6	DNP	20-7-6	6-1-0	DNP	3-1-1	DNP
at Kansas State	02/01/17	86-80 w	12-2-4	2-2-0	0-0-0	DNP	17-4-0	2-1-0	18-2-3	DNP	12-4-8	11-5-1	1-2-1	11-10-3	DNP
TEXAS	02/04/17	78-63 w	12-3-5	5-2-0	DNP	DNP	18-4-0	5-2-0	7-6-1	DNP	17-4-8	5-4-0	0-0-0	9-8-6	DNP
TEXAS TECH	02/07/17	62-61 w	17-1-4	3-0-1	DNP	DNP	14-5-2	6-6-0	15-4-1	DNP	5-6-4	0-1-0	DNP	2-11-3	DNP
at Baylor	02/11/17	52-70 L	18-1-3	2-1-0	0-0-1	DNP	6-5-0	3-2-0	7-1-0	DNP	4-3-4	2-3-2	0-0-0	10-6-0	DNP
OKLAHOMA STATE	02/15/17	68-71 L	8-2-4	3-1-1	0-1-0	DNP	12-5-0	0-1-0	16-3-1	DNP	9-1-6	2-0-1	6-1-0	12-11-3	DNP
at Iowa State	02-18-17	71-84 L	11-3-3	7-5-0	3-1-0	DNP	11-7-1	0-0-0	10-6-0	0-0-0	16-2-8	0-0-0	3-1-1	10-2-1	0-0-0
at Kansas	02/22/17	68-87 L	11-2-3	6-4-0	0-0-1	0-0-0	8-2-1	6-1-0	10-3-1	0-0-0	15-4-4	2-2-0	4-3-2	6-12-4	0-0-0
WEST VIRGINIA	02/25/17	60-61 L	18-2-4	6-5-2	0-0-1	DNP	11-5-1	3-4-0	DNP	DNP	11-4-3	0-4-0	1-3-1	10-10-2	DNP
KANSAS STATE	03/01/17	74-75 L	9-1-6	0-1-0	DNP	DNP	18-7-0	11-3-1	5-0-3	DNP	14-2-6	4-2-0	0-0-0	13-11-3	DNP
at Oklahoma	03/04/17	68-73 L	7-2-4	4-2-1	0-0-0	DNP	17-4-1	6-1-1	7-6-1	DNP	6-4-6	2-0-0	2-1-1	17-13-3	DNP

SPECIALTY STATS

TCU/OPP

	In Paint	Off T/O	2nd Chance	Fast Break	Bench
St. Thomas	38/22	20/20	19/11	12/4	31/21
Alabama State	46/28	19/14	12/11	6/6	20/18
Jacksonville State	28/18	13/8	16/8	4/3	31/12
Illinois State	34/18	19/13	16/3	7/10	43/19
at UNLV	28/24	11/15	19/9	6/0	34/2
vs. Washington	42/42	16/25	13/22	13/7	48/18
Washington	44/26	30/11	19/17	13/8	41/24
Arkansas State	32/18	18/9	14/17	16/0	35/15
at SMU	22/28	7/14	7/15	4/0	35/7
Wofford	26/32	15/18	19/14	10/2	22/16
Texas Southern	50/26	18/14	19/1	23/11	42/23
Bradley	26/28	26/11	24/8	8/7	48/20
Kansas	38/32	9/20	10/12	6/6	19/22
Oklahoma	24/30	16/17	7/16	12/0	27/35
at West Virginia	34/42	9/28	16/15	4/6	25/19
at Texas	38/32	17/15	7/4	7/10	15/11
Iowa State	54/38	8/16	15/12	10/16	33/26
at Texas Tech	26/16	9/8	10/3	3/2	17/5
Baylor	18/30	11/9	15/10	7/2	5/9
at Oklahoma State	26/50	9/16	23/6	8/18	15/20
Auburn	48/56	19/19	9/20	11/20	18/26
at Kansas State	36/30	22/23	17/13	12/6	16/26
Texas	40/40	15/13	14/11	16/17	15/4
Texas Tech	14/26	12/28	10/7	2/4	9/4
at Baylor	26/42	5/13	15/11	0/0	7/6
Oklahoma State	32/38	9/17	11/7	10/9	11/6
at Iowa State	36/24	14/17	4/8	0/0	13/17
at Kansas	36/34	7/7	9/14	6/12	18/22
West Virginia	34/22	19/10	12/9	4/4	18/7
Kansas State	24/28	10/8	8/10	5/4	15/6
at Oklahoma	36/40	17/5	17/15	2/2	14/14
Totals	1036/960	436/445	426/339	227/196	740/454
Times Led	17/12	14/14	22/9	15/10	22/8

GAME-BY-GAME STARTERS

Opponent	Date	Score	W/L	Guard	Guard	Center	Forward	Forward	Record W/ Lineup
St. Thomas	11/11/16	82-64	W	Fisher	Trent	Shepherd	Miller	Bane	--
Alabama State	11/14/16	98-62	W	Fisher	Trent	Shepherd	Miller	Bane	2-0
Jacksonville State	11/18/16	79-60	W	Fisher	Trent	Shepherd	Parrish	Bane	1-0
Illinois State	11/21/16	80-71	W	Fisher	Bane	Shepherd	Miller	Williams	--
at UNLV	11/25/16	63-59	W	Robinson	Bane	Shepherd	Miller	Williams	1-0
vs. Washington	11/26/16	93-80	W	Fisher	Bane	Shepherd	Miller	Williams	--
Washington	11/30/16	86-71	W	Fisher	Bane	Shepherd	Miller	Williams	--
Arkansas State	12/3/16	77-54	W	Fisher	Bane	Shepherd	Miller	Williams	--
at SMU	12/7/16	59-74	L	Fisher	Bane	Shepherd	Miller	Williams	4-1
Wofford	12/10/16	72-63	W	Fisher	Robinson	Brodziansky	Miller	Williams	--
Texas Southern	12/18/16	96-59	W	Fisher	Robinson	Brodziansky	Miller	Williams	--
Bradley	12/21/16	74-42	W	Fisher	Robinson	Brodziansky	Miller	Williams	--
Kansas	12/30/16	80-86	L	Fisher	Robinson	Brodziansky	Miller	Williams	--
Oklahoma	1/3/17	60-57	W	Fisher	Robinson	Brodziansky	Miller	Williams	--
at West Virginia	1/7/17	82-70	L	Fisher	Robinson	Brodziansky	Miller	Williams	--
at Texas	1/11/17	64-61	W	Fisher	Robinson	Brodziansky	Miller	Williams	--
Iowa State	1/14/17	84-77	W	Fisher	Robinson	Brodziansky	Miller	Williams	--
at Texas Tech	1/18/17	75-69	L	Fisher	Robinson	Brodziansky	Miller	Williams	--
Baylor	1/21/17	62-53	L	Fisher	Robinson	Brodziansky	Miller	Williams	--
at Oklahoma State	1/23/17	89-76	L	Fisher	Robinson	Brodziansky	Parrish	Williams	--
Auburn	1/28/17	88-80	L	Fisher	Robinson	Brodziansky	Miller	Williams	--
at Kansas State	2/1/17	86-80 (OT)	W	Fisher	Robinson	Brodziansky	Miller	Williams	--
Texas	2/4/17	78-63	W	Fisher	Robinson	Brodziansky	Miller	Williams	--
Texas Tech	2/7/17	62-61	W	Fisher	Robinson	Brodziansky	Miller	Williams	--
at Baylor	2/11/17	70-52	L	Fisher	Robinson	Brodziansky	Miller	Williams	--
Oklahoma State	2/15/17	71-68	L	Fisher	Robinson	Brodziansky	Miller	Williams	--
at Iowa State	2/18/17	84-71	L	Fisher	Robinson	Brodziansky	Miller	Williams	--
at Kansas	2/22/17	87-68	L	Fisher	Robinson	Brodziansky	Miller	Williams	--
vs. West Virginia	2/25/17	61-60	L	Fisher	Robinson	Brodziansky	Parrish	Williams	0-2
Kansas State	3/1/17	75-74	L	Fisher	Robinson	Brodziansky	Miller	Williams	--
at Oklahoma	3/4/17	73-68	L	Fisher	Robinson	Brodziansky	Miller	Williams	9-11



Jaylen Fisher | No. 0

6-2 | 195 | G | FR | Arlington, Tenn.

CAREER HIGHS

Points: 18 2x (last 2/25/17 vs. West Virginia)

Rebounds: 4 2x (last 1/11/17 at Texas)

Assists: 11 (1/14/17 vs. Iowa State)

Steals: 4 (11/11/16 vs. St. Thomas)

Blocks: 1, 4x (last 2/25/17 vs. West Virginia)

Minutes: 38 (12/30/16 vs. Kansas)

FGs: 6, 2x (last 2/7/17 vs. Texas Tech)

FGs Att: 14 2x (last 3/4/17 at Oklahoma)

3FGs: 4 (1/11/17 at Texas)

3FGs Att: 8 (1/11/17 at Texas)

FTs: 6 (11/30/16 vs. Washington)

FTs Att: 8 (11/30/16 vs. Washington)

SEASON HIGHS

Points: 18 2x (last 2/25/17 vs. West Virginia)

Rebounds: 4 2x (last 1/11/17 at Texas)

Assists: 11 (1/14/17 vs. Iowa State)

Steals: 4 (11/11/16 vs. St. Thomas)

Blocks: 1, 4x (last 2/25/17 vs. West Virginia)

Minutes: 38 (12/30/16 vs. Kansas)

FGs: 6, 2x (last 2/7/17 vs. Texas Tech)

FGs Att: 14 2x (last 3/4/17 at Oklahoma)

3FGs: 4 (1/11/17 at Texas)

3FGs Att: 8 (1/11/17 at Texas)

FTs: 6 (11/30/16 vs. Washington)

FTs Att: 8 (11/30/16 vs. Washington)

Date	Opponent	Min	FG-A	3FG-A	FT-A	Rbs (O-D-T)	PF	A	TO	Blk	Stl	Pts
N. 11	Saint Thomas *	27	6-14	0-2	1-2	0-1-1	1	7	1	1	4	13
N. 14	Alabama State *	27	4-7	2-3	3-3	0-0-0	1	8	3	0	2	13
N. 18	Jacksonville State *	17	2-5	1-3	0-0	1-3-4	4	4	2	0	1	5
N. 21	Illinois State *	29	4-13	3-6	4-4	1-1-2	1	5	4	0	2	15
N. 25	UNLV	27	2-6	1-3	2-4	0-1-1	4	3	3	0	1	7
N. 26	Washington *	27	5-12	0-3	0-0	0-1-1	3	5	3	0	1	10
N. 30	Washington *	15	4-9	1-5	6-8	2-0-2	3	0	1	1	0	15
D. 3	Arkansas State *	19	4-7	2-3	3-4	0-1-1	3	4	3	0	2	13
D. 7	SMU *	33	4-11	2-6	0-0	2-1-3	4	1	4	0	0	10
D. 10	Wofford *	36	3-10	2-6	5-6	1-1-2	1	4	3	0	2	13
D. 18	Texas Southern *	22	4-7	2-4	2-2	0-2-2	1	5	1	0	1	12
D. 21	Bradley *	27	0-6	0-5	0-0	0-2-2	1	7	3	0	0	0
D. 30	Kansas*	38	1-5	0-1	2-2	0-1-1	4	9	5	0	0	4
J. 3	Oklahoma*	26	2-7	0-2	2-3	0-3-3	3	1	4	0	1	6
J. 7	West Virginia*	31	3-5	2-2	0-0	1-3-4	1	4	6	0	1	8
J. 11	Texas*	34	5-11	4-8	2-2	0-4-4	2	3	4	0	1	16
J. 14	Iowa State*	36	4-7	1-3	0-1	0-2-2	1	11	4	1	2	9
J. 18	Texas Tech*	15	1-3	1-3	0-0	1-0-1	4	1	0	0	0	3
J. 21	Baylor*	35	1-10	1-8	1-2	0-1-1	0	5	1	0	0	4
J. 23	Oklahoma State*	33	3-7	1-5	0-0	0-3-3	1	3	4	0	0	7
J. 28	Auburn*	24	1-5	1-4	0-0	0-1-1	2	3	4	0	2	3
F. 1	K-State*	24	4-7	2-3	2-3	0-2-2	4	4	3	0	3	12
F. 4	Texas*	35	4-7	3-5	1-3	0-3-3	1	5	3	0	1	12
F. 7	Texas Tech*	34	6-12	3-7	2-2	0-1-1	1	4	3	0	1	17
F. 11	Baylor*	36	6-9	2-4	4-4	0-1-1	0	3	1	0	0	18
F. 15	Oklahoma State*	31	2-7	1-3	3-3	0-2-2	2	4	1	0	0	8
F. 18	Iowa State*	31	5-10	1-2	0-0	1-2-3	3	3	2	0	0	11
F. 22	Kansas*	29	4-11	3-5	0-0	1-1-2	3	3	0	0	0	11
F. 25	West Virginia*	38	5-13	3-6	5-6	0-2-2	2	4	6	1	2	18
M. 1	K-State*	36	3-7	2-4	1-2	0-1-1	3	6	2	0	2	9
M. 4	Oklahoma	33	3-14	1-3	0-0	0-2-2	2	4	0	0	1	7
M. 8	Oklahoma											

CAREER STATISTICS

			Total		3-Point		F-Throws		Rebounds											Scoring	
Season	gp-gs	min/avg	fg-fga	pct	fg-fga	pct	ft-fta	pct	off	def	tot	avg	pf	fo	ast	to	blk	stl	pts	avg	
2016-17	31-30	905/29.2	105-264	.398	48-127	.378	51-66	.773	11	49	60	1.9	66	0	132	85	5	33	309	10.0	
TOTAL	31-30	905/29.2	105-264	.398	48-127	.378	51-66	.773	11	49	60	1.9	66	0	132	85	5	33	309	10.0	



Desmond Bane | No. 1

6-5 | 215 | G | FR | Richmond, Ind.

CAREER HIGHS

Points: 19 (11/14/16 vs. Alabama St.)

Rebounds: 7, 2x (last 12/21/16 vs. Bradley)

Assists: 3 2x (last 1/28/17 vs. Auburn)

Steals: 2 (11/18/16 vs. JSU)

Blocks: 2 (1/3/17 vs. Oklahoma)

Minutes: 34, 2x (last 11/25/16 @ UNLV)

FGs: 6, 3x (last 12/21/16 vs. Bradley)

FGs Att: 12 (12/21/16 vs. Bradley)

3FGs: 3, 3x (last 12/21/16 vs. Bradley)

3FGs Att: 7 (11/25/16 @ UNLV)

FTs: 5 (11/30/16 vs. Washington)

FTs Att: 6 (11/30/16 vs. Washington)

SEASON HIGHS

Points: 19 (11/14/16 vs. Alabama St.)

Rebounds: 7, 2x (last 12/21/16 vs. Bradley)

Assists: 3 2x (last 1/28/17 vs. Auburn)

Steals: 2 (11/18/16 vs. JSU)

Blocks: 2 (1/3/17 vs. Oklahoma)

Minutes: 34, 2x (last 11/25/16 @ UNLV)

FGs: 6, 3x (last 12/21/16 vs. Bradley)

FGs Att: 12 (12/21/16 vs. Bradley)

3FGs: 3, 3x (last 12/21/16 vs. Bradley)

3FGs Att: 7 (11/25/16 @ UNLV)

FTs: 5 (11/30/16 vs. Washington)

FTs Att: 6 (11/30/16 vs. Washington)

Date	Opponent	Min	FG-A	3FG-A	FT-A	Rbs (O-D-T)	PF	A	TO	Blk	Stl	Pts
N. 11	Saint Thomas *	18	5-8	1-2	1-1	1-2-3	3	0	1	0	1	12
N. 14	Alabama State *	26	6-10	3-6	4-4	2-2-4	1	2	1	1	1	19
N. 18	Jacksonville State *	34	6-9	1-3	1-1	2-5-7	2	1	0	0	2	14
N. 21	Illinois State *	16	1-2	0-0	0-0	0-1-1	2	1	0	0	0	2
N. 25	UNLV *	34	5-10	3-7	2-2	0-6-6	0	0	1	0	0	15
N. 26	Washington *	17	0-2	0-1	0-0	0-1-1	3	2	0	0	0	0
N. 30	Washington *	25	1-2	1-1	5-6	0-2-2	3	1	2	0	1	8
D. 3	Arkansas State *	27	1-5	0-3	2-4	1-0-1	1	1	0	0	0	4
D. 7	SMU *	20	1-2	0-0	0-0	0-0-0	2	0	1	0	0	2
D. 10	Wofford	16	4-5	0-0	2-3	2-0-2	1	1	1	0	1	2
D. 18	Texas Southern	13	3-5	0-1	0-0	0-1-1	4	0	1	0	0	6
D. 21	Bradley	23	6-12	3-6	3-4	3-4-7	1	3	0	0	1	18
D. 30	Kansas	9	2-4	0-1	0-0	2-2-4	4	0	1	1	0	4
J. 3	Oklahoma	25	4-7	1-1	0-1	2-4-6	1	1	4	2	0	9
J. 7	West Virginia	22	3-7	0-2	2-3	0-4-4	2	1	0	0	0	8
J. 11	Texas	14	2-4	1-3	0-0	1-0-1	2	0	1	0	0	5
J. 14	Iowa State	23	5-8	2-3	0-0	2-1-3	1	2	1	0	0	12
J. 18	Texas Tech	29	3-7	0-4	0-0	1-4-5	5	2	0	0	0	6
J. 21	Baylor	14	1-2	0-0	2-2	0-2-2	3	2	0	0	0	4
J. 23	Oklahoma State	12	1-4	0-1	0-0	0-0-0	2	0	2	0	0	2
J. 28	Auburn	31	5-8	1-2	1-3	3-3-6	4	3	2	0	0	12
F. 1	K-State	20	1-2	0-0	0-0	0-2-2	1	0	0	0	1	2
F. 4	Texas	15	1-5	0-3	3-5	1-1-2	1	0	0	0	0	5
F. 7	Texas Tech	15	1-2	1-2	0-0	0-0-0	3	1	2	0	0	3
F. 11	Baylor	12	1-3	0-2	0-0	0-1-1	1	0	1	0	0	2
F. 15	Oklahoma State	13	1-2	1-1	0-0	0-1-1	1	1	0	0	0	3
F. 18	Iowa State	15	3-4	0-0	1-1	1-4-5	1	0	0	0	0	7
F. 22	Kansas	22	3-6	0-1	0-0	1-3-4	3	0	0	1	1	6
F. 25	West Virginia	28	2-5	2-3	0-0	1-4-5	1	2	5	1	1	6
M. 1	K-State	9	0-0	0-0	0-0	0-1-1	2	0	1	0	0	0
M. 4	Oklahoma	12	2-4	0-1	0-0	1-1-2	1	1	1	0	0	4
M. 8	Oklahoma											

CAREER STATISTICS

			Total		3-Point		F-Throws		Rebounds										Scoring	
Season	gp-gs	min/avg	fg-fga	pct	fg-fga	pct	ft-fta	pct	off	def	tot	avg	pf	fo	ast	to	blk	stl	pts	avg
2016-17	31-9	609/19.6	80-156	.513	21-60	.350	29-40	.725	27	62	89	2.9	62	1	28	29	6	10	210	6.8
TOTAL	31-9	609/19.6	80-156	.513	21-60	.350	29-40	.725	27	62	89	2.9	62	1	28	29	6	10	210	6.8



Michael Williams | No. 2

6-2 | 190 | G | SR | San Antonio, Texas

CAREER HIGHS

Points: 14 (12/19/13 vs. GSU)

Rebounds: 6 (1/18/16 vs. Texas Tech)

Assists: 8 (1/13/16 @ Baylor)

Steals: 3, 2x (last 12/21/13 vs. Tulsa)

Blocks: 1, 2x (11/23/15 vs. Southeastern La.)

Minutes: 38 (12/23/15 @ Bradley)

FGs: 5 (12/19/13 vs. GSU)

FGs Att: 11 (12/23/15 @ Bradley)

3FGs: 3 (12/19/13 vs. GSU)

3FGs Att: 6 (12/5/15 vs. Colgate)

FTs: 6 (11/12/13 vs. Longwood)

FTs Att: 8 (11/12/13 vs. Longwood)

SEASON HIGHS

Points: 8 (12/3/16 vs. Arkansas St.)

Rebounds: 2 2x (last 1/23/17 at OSU)

Assists: 2 (2x, last 12/30/16 vs. Kansas)

Steals: 2 (12/18/16 vs. Texas Southern)

Blocks: --

Minutes: 11 (12/18/16 vs. Texas Southern)

FGs: 2, 2x (last 12/21/16 vs. Bradley)

FGs Att: 5 (12/21/16 vs. Bradley)

3FGs: 2, 4x (last 1/18/16 at Texas Tech)

3FGs Att: 4, 2x (last 12/21/16 vs. Bradley)

FTs: 2, 3x (last 12/30/16 vs. Kansas)

FTs Att: 2, 3x (last 12/30/16 vs. Kansas)

CAREER STATISTICS

Season	gp-gs	min/avg	Total		3-Point		F-Throws		Rebounds				Scoring							
			fg-fga	pct	fg-fga	pct	ft-fga	pct	off	def	tot	avg	pf	fo	ast	to	blk	stl	pts	avg
2013-14	30-2	448/14.9	31-101	.307	12-40	.300	32-48	.667	6	30	36	1.2	25	0	25	26	1	13	106	3.5
2014-15	17-0	83/4.9	11-18	.611	4-7	.571	5-10	.500	2	9	11	0.6	5	0	9	2	0	1	31	1.8
2015-16	28-15	743/26.5	42-119	.353	12-49	.245	21-30	.700	9	50	59	2.1	66	1	74	32	2	12	117	4.2
2016-17	21-0	148/7.0	12-37	.324	9-25	.360	8-8	1.000	0	14	14	0.7	7	0	11	12	0	4	41	2.0
TOTAL	96-17	1422/14.8	96-275	.349	37-121	.306	66-96	.688	17	103	120	1.3	103	1	119	72	3	30	295	3.1

Date	Opponent	Min	FG-A	3FG-A	FT-A	Rbs (O-D-T)	PF	A	TO	Blk	Stl	Pts
N. 11	Saint Thomas	DNP										
N. 14	Alabama State	DNP										
N. 18	Jacksonville State	5	0-1	0-1	0-0	0-2-2	0	0	0	0	0	0
N. 21	Illinois State	DNP										
N. 25	UNLV	DNP										
N. 26	Washington	3	0-0	0-0	2-2	0-1-1	0	0	0	0	0	2
N. 30	Washington	4	0-2	0-2	0-0	0-1-1	0	0	0	0	0	0
D. 3	Arkansas State	9	2-2	2-2	2-2	0-0-0	0	2	0	0	0	8
D. 7	SMU	3	0-0	0-0	0-0	0-0-0	0	0	0	0	0	0
D. 10	Wofford	DNP										
D. 18	Texas Southern	11	1-4	1-4	0-0	0-1-1	1	0	1	0	2	3
D. 21	Bradley	8	2-5	2-4	0-0	0-0-0	1	1	0	0	0	6
D. 30	Kansas	7	1-2	0-0	2-2	0-1-1	0	2	1	0	1	4
J. 3	Oklahoma	9	0-2	0-1	0-0	0-2-2	0	0	1	0	0	0
J. 7	West Virginia	15	2-3	1-1	2-2	0-0-0	0	1	3	0	1	7
J. 11	Texas	10	0-2	0-2	0-0	0-1-1	0	0	1	0	0	0
J. 14	Iowa State	DNP										
J. 18	Texas Tech	9	2-3	2-3	0-0	0-0-0	1	0	0	0	0	6
J. 21	Baylor	DNP										
J. 23	Oklahoma State	10	1-4	0-3	0-0	0-2-2	0	1	0	0	0	2
J. 28	Auburn	14	0-3	0-2	0-0	0-1-1	2	1	1	0	0	0
F. 1	K-State	5	0-0	0-0	0-0	0-0-0	0	0	1	0	0	0
F. 4	Texas	DNP										
F. 7	Texas Tech	DNP										
F. 11	Baylor	3	0-0	0-0	0-0	0-0-0	0	1	1	0	0	0
F. 15	Oklahoma State	6	0-0	0-0	0-0	0-1-1	1	0	0	0	0	0
F. 18	Iowa State	7	1-2	1-1	0-0	0-1-1	0	0	2	0	0	3
F. 22	Kansas	2	0-1	0-0	0-0	0-0-0	1	1	0	0	0	0
F. 25	West Virginia	5	0-0	0-0	0-0	0-0-0	0	1	0	0	0	0
M. 1	K-State	DNP										
M. 4	Oklahoma	3	0-1	0-0	0-0	0-0-0	0	0	0	0	0	0
M. 8	Oklahoma											



Josh Parrish | No. 5

6-5 | 220 | G | FR | Arlington, Texas

CAREER HIGHS

Points: 6 (12/18/16 vs. Texas Southern)

Rebounds: 3 (11/14/16 vs. Alabama St.)

Assists: 1, 2x (last 11/14/16 vs. Alabama St.)

Steals: 1 (12/18/16 vs. Texas Southern)

Blocks: --

Minutes: 18 (11/11/16 vs. St. Thomas)

FGs: 2 (12/18/16 vs. Texas Southern)

FGs Att: 4 (11/14/16 vs. Alabama St.)

3FGs: 1 (12/18/16 vs. Texas Southern)

3FGs Att: 1, 2x (last 12/18/16 vs. TX Southern)

FTs: 1 (12/18/16 vs. Texas Southern)

FTs Att: 2 (12/18/16 vs. Texas Southern)

SEASON HIGHS

Points: 6 (12/18/16 vs. Texas Southern)

Rebounds: 3 (11/14/16 vs. Alabama St.)

Assists: 1, 2x (last 11/14/16 vs. Alabama St.)

Steals: 1 (12/18/16 vs. Texas Southern)

Blocks: --

Minutes: 18 (11/11/16 vs. St. Thomas)

FGs: 2 (12/18/16 vs. Texas Southern)

FGs Att: 4 (11/14/16 vs. Alabama St.)

3FGs: 1 (12/18/16 vs. Texas Southern)

3FGs Att: 1, 2x (last 12/18/16 vs. TX Southern)


FTs: 1 (12/18/16 vs. Texas Southern)

FTs Att: 2 (12/18/16 vs. Texas Southern)

Date	Opponent	Min	FG-A	3FG-A	FT-A	Rbs (O-D-T)	PF	A	TO	Blk	Stl	Pts
N. 11	Saint Thomas	18	0-0	0-0	0-0	0-1-1	1	1	1	0	0	0
N. 14	Alabama State	9	0-4	0-1	0-0	2-1-3	0	1	0	0	0	0
N. 18	Jacksonville State	DNP										
N. 21	Illinois State	DNP										
N. 25	UNLV	DNP										
N. 26	Washington	0+	0-0	0-0	0-0	0-0-0	0	0	0	0	0	0
N. 30	Washington	1	0-0	0-0	0-0	0-0-0	0	0	0	0	0	0
D. 3	Arkansas State	DNP										
D. 7	SMU	DNP										
D. 10	Wofford	DNP										
D. 18	Texas Southern	10	2-2	1-1	1-2	0-1-1	2	0	0	0	1	6
D. 21	Bradley	4	1-1	0-0	0-0	0-0-0	1	0	1	0	0	2
D. 30	Kansas	DNP										
J. 3	Oklahoma	DNP										
J. 7	West Virginia	DNP										
J. 11	Texas	DNP										
J. 14	Iowa State	DNP										
J. 18	Texas Tech	DNP										
J. 21	Baylor	DNP										
J. 23	Oklahoma State	DNP										
J. 28	Auburn	DNP										
F. 1	K-State	DNP										
F. 4	Texas	DNP										
F. 7	Texas Tech	DNP										
F. 11	Baylor	DNP										
F. 15	Oklahoma State	DNP										
F. 18	Iowa State	DNP										
F. 22	Kansas	1	0-1	0-1	0-0	0-0-0	0	0	0	0	0	0
F. 25	West Virginia	DNP										
M. 1	K-State	DNP										
M. 4	Oklahoma	DNP										
M. 8	Oklahoma											

CAREER STATISTICS

Season	gp-gs	min/avg	Total		3-Point		F-Throws		Rebounds				Scoring							
			fg-fga	pct	fg-fga	pct	ft-fga	pct	off	def	tot	avg	pf	fo	ast	to	blk	stl	pts	avg
2016-17	7-0	43/6.1	3-8	.375	1-3	.333	1-2	.500	2	3	5	0.7	4	0	2	2	0	1	8	1.1
TOTAL	7-0	43/6.1	3-8	.375	1-3	.333	1-2	.500	2	3	5	0.7	4	0	2	2	0	1	8	1.1



Vladimir Brodziansky | No. 10

6-11 | 220 | F | JR | Prievidza, Slovakia

CAREER HIGHS

Points: 28 (12/30/16 vs. Kansas)
Rebounds: 14 (11/14/17 vs. Iowa State)
Assists: 5 (11/13/15 vs. Southeastern La.)
Steals: 2, 3x (last 3/9/16 vs. Texas Tech)
Blocks: 5, 3x (last 1/18/17 at Texas Tech)
Minutes: 35 (12/2/15 vs. SMU)

FGs: 11 (1/14/17 vs. Iowa State)
FGs Att: 19 (12/30/16 vs. Kansas)
3FGs: 2, 5x (last 1/21/17 vs. Baylor)
3FGs Att: 5 2x (last 1/21/17 vs. Baylor)
FTs: 10 (2x, last 12/30/16 vs. Kansas)
FTs Att: 13 (11/21/16 vs. Illinois State)

SEASON HIGHS

Points: 28 (12/30/16 vs. Kansas)
Rebounds: 14 (11/14/17 vs. Iowa State)
Assists: 2, (1/14/17 vs. Iowa State)
Steals: 1, 8x (last 2/4/17 vs. Texas)
Blocks: 5, 3x (last 1/18/17 at Texas Tech)
Minutes: 34 (1/18/17 at Texas Tech)

FGs: 11 (1/14/17 vs. Iowa State)
FGs Att: 19 (12/30/16 vs. Kansas)
3FGs: 2 2x (last 1/21/17 vs. Baylor)
3FGs Att: 5 (1/21/17 vs. Baylor)
FTs: 10 (2x, last 12/30/16 vs. Kansas)
FTs Att: 13 (11/21/16 vs. Illinois State)

Date	Opponent	Min	FG-A	3FG-A	FT-A	Rbs (O-D-T)	PF	A	TO	Blk	Stl	Pts
N. 11	Saint Thomas	13	0-1	0-1	0-2	1-3-4	1	0	0	0	0	0
N. 14	Alabama State	14	4-5	0-0	0-0	3-3-6	3	0	1	0	1	8
N. 18	Jacksonville State	14	2-5	0-1	4-4	2-0-2	0	0	1	4	0	8
N. 21	Illinois State	24	7-8	0-0	10-13	2-4-6	1	1	1	1	0	24
N. 25	UNLV	23	4-8	0-1	6-8	3-2-5	2	0	1	3	0	14
N. 26	Washington	16	4-8	0-1	4-4	3-3-6	4	0	1	2	1	12
N. 30	Washington	19	3-7	0-0	1-3	2-2-4	2	1	0	3	1	7
D. 3	Arkansas State	27	7-7	0-0	4-5	0-6-6	1	1	1	5	1	18
D. 7	SMU	23	4-4	0-0	4-4	0-3-3	3	0	0	2	0	12
D. 10	Wofford *	23	4-10	0-0	2-3	3-5-8	1	0	0	5	0	10
D. 18	Texas Southern *	16	3-5	0-0	2-3	3-3-6	1	0	1	1	0	8
D. 21	Bradley *	13	2-5	0-0	0-1	2-3-5	1	0	1	1	1	4
D. 30	Kansas*	31	9-19	0-0	10-11	4-5-9	1	0	0	3	0	28
J. 3	Oklahoma*	22	1-2	0-0	2-2	0-2-2	1	0	0	3	1	4
J. 7	West Virginia*	26	5-6	0-0	4-4	4-2-6	2	1	0	0	0	14
J. 11	Texas*	27	9-14	0-1	1-2	0-6-6	1	0	2	3	1	19
J. 14	Iowa State*	31	11-14	1-1	2-3	5-9-14	1	2	2	3	1	25
J. 18	Texas Tech*	34	9-13	2-2	2-2	0-6-6	4	0	1	5	0	22
J. 21	Baylor*	33	6-14	2-5	5-6	6-4-10	1	1	3	2	0	19
J. 23	Oklahoma State*	29	5-10	1-2	9-10	2-4-6	2	0	2	1	0	20
J. 28	Auburn*	31	7-9	0-1	5-9	3-5-8	3	0	3	2	1	19
F. 1	K-State*	26	7-9	0-0	3-4	4-0-4	4	0	3	3	1	17
F. 4	Texas*	29	6-11	1-2	5-5	1-3-4	3	0	0	4	1	18
F. 7	Texas Tech*	32	5-7	0-0	4-4	1-4-5	2	2	4	2	1	14
F. 11	Baylor*	23	3-12	0-2	0-0	2-3-5	3	0	1	2	0	6
F. 15	Oklahoma State*	21	3-7	1-2	5-6	1-4-5	1	0	1	0	0	12
F. 18	Iowa State*	22	4-8	1-2	2-2	3-4-7	3	1	2	1	0	11
F. 22	Kansas*	20	4-11	0-1	0-0	0-2-2	3	1	2	4	0	8
F. 25	West Virginia*	25	4-6	1-1	2-4	1-4-5	1	1	1	4	0	11
M. 1	K-State*	24	6-9	0-0	6-6	3-4-7	3	0	2	3	0	18
M. 4	Oklahoma*	31	7-14	0-0	3-4	2-2-4	4	1	0	0	0	17
M. 8	Oklahoma											

CAREER STATISTICS

			Total		3-Point		F-Throws		Rebounds											Scoring	
Season	gp-gs	min/avg	fg-fga	pct	fg-fga	pct	ft-fa	pct	off	def	tot	avg	pf	fo	ast	to	blk	stl	pts	avg	
2015-16	33-17	720/21.8	120-231	.519	14-43	.326	66-96	.688	58	92	150	4.5	71	2	18	41	34	8	320	9.7	
2016-17	31-22	742/23.9	155-268	.578	10-26	.385	107-134	.799	66	110	176	5.7	63	0	13	37	72	12	427	13.8	
TOTAL	64-39	1462/22.8	275-499	.551	24-69	.348	173-230	.752	124	202	326	5.1	134	2	31	78	106	20	747	11.7	



Brandon Parrish | No. 11

6-6 | 210 | G | SR | Arlington, Texas

CAREER HIGHS

Points: 22 (11/20/14 vs. New Orleans)
Rebounds: 7, 3x (last 11/21/16 vs. Illinois State)
Assists: 4, 3x (12/5/15 vs. Colgate)
Steals: 2, 14x (last 12/10/16 vs. Wofford)
Blocks: 5 (12/20/14 vs. UTSA)
Minutes: 40, 2x (last 3/5/16 vs. Oklahoma)

FGs: 8, 2x (last 11/18/16 vs. JSU)
FGs Att: 17 (1/11/14 at Baylor)
3FGs: 5 (1/9/16 vs. Texas)
3FGs Att: 8 (1/4/14 vs West Virginia)
FTs: 6, 2x (11/20/14 vs. New Orleans)
FTs Att: 7 (11/20/14 vs. New Orleans)

SEASON HIGHS

Points: 20 (11/18/16 vs. JSU)
Rebounds: 7 (11/21/16 vs. Illinois State)
Assists: 3, 2x (last 1/7/17 at West Virginia)
Steals: 2, 2x (last 12/10/16 vs. Wofford)
Blocks: 2, (2/22/17 at Kansas)
Minutes: 32 (1/14/17 vs. Iowa State)

FGs: 8 (11/18/16 vs. JSU)
FGs Att: 12 (1/14/17 vs. Iowa State)
3FGs: 4 (11/18/16 vs. JSU)
3FGs Att: 6, 3x (last 12/10/16 vs. Wofford)
FTs: 4 (1/3/17 vs. Oklahoma)
FTs Att: 6 (1/3/17 vs. Oklahoma)

Date	Opponent	Min	FG-A	3FG-A	FT-A	Rbs (O-D-T)	PF	A	TO	Blk	Stl	Pts
N. 11	Saint Thomas	21	4-7	2-5	2-3	1-3-4	2	1	0	0	0	12
N. 14	Alabama State	24	4-5	2-3	0-0	1-3-4	3	2	0	0	2	10
N. 18	Jacksonville State *	28	8-11	4-6	0-0	2-4-6	2	0	0	0	1	20
N. 21	Illinois State	29	1-4	1-2	2-2	0-7-7	4	3	0	0	1	5
N. 25	UNLV	13	2-7	2-6	0-0	0-2-2	4	0	2	0	0	6
N. 26	Washington	28	1-3	0-2	1-2	0-2-2	1	0	0	0	0	3
N. 30	Washington	20	2-6	0-2	0-0	0-2-2	2	0	0	0	0	4
D. 3	Arkansas State	15	1-2	1-2	0-0	0-2-2	1	1	0	0	0	3
D. 7	SMU	17	1-3	1-2	0-0	0-3-3	3	0	0	1	1	3
D. 10	Wofford	19	2-6	2-6	0-0	1-4-5	3	0	2	0	2	6
D. 18	Texas Southern	16	0-2	0-2	0-0	2-2-4	2	0	1	0	0	2
D. 21	Bradley	16	3-6	3-4	0-0	0-3-3	3	1	1	0	0	9
D. 30	Kansas	17	3-5	3-4	0-0	0-1-1	2	0	0	0	0	9
J. 3	Oklahoma	23	2-7	2-6	4-6	0-2-2	1	1	0	1	1	10
J. 7	West Virginia	18	3-5	0-1	0-0	1-3-4	0	3	0	0	0	6
J. 11	Texas	21	0-1	0-1	0-0	1-4-5	2	0	1	0	0	0
J. 14	Iowa State	32	6-12	3-8	0-0	1-1-2	0	2	1	1	0	15
J. 18	Texas Tech	28	2-5	1-4	0-0	2-2-4	1	0	0	0	0	5
J. 21	Baylor	7	0-3	0-2	0-0	1-1-2	3	0	0	0	0	0
J. 23	Oklahoma State*	18	0-6	0-4	1-2	1-0-1	2	0	1	0	1	1
J. 28	Auburn	8	0-1	0-1	0-0	0-1-1	2	0	1	0	0	0
F. 1	K-State	12	1-4	0-3	0-0	1-0-1	1	0	2	0	0	2
F. 4	Texas	15	2-4	1-1	0-0	0-2-2	1	0	0	0	1	5
F. 7	Texas Tech	14	2-4	1-3	1-2	2-4-6	1	0	1	0	0	6
F. 11	Baylor	14	1-4	1-2	0-0	0-2-2	1	0	0	0	0	3
F. 15	Oklahoma State	12	0-0	0-0	0-0	1-0-1	0	0	1	0	0	0
F. 18	Iowa State	6	0-1	0-1	0-0	0-0-0	0	0	0	0	0	0
F. 22	Kansas	13	2-4	0-2	2-2	1-0-1	1	0	0	2	0	6
F. 25	West Virginia*	18	1-4	0-3	1-2	0-4-4	3	0	1	1	0	3
M. 1	K-State	25	4-8	3-5	0-0	1-2-3	2	1	1	0	0	11
M. 4	Oklahoma	7	2-4	2-3	0-0	1-0-1	0	1	0	0	0	6
M. 8	Oklahoma											

CAREER STATISTICS

			Total		3-Point		F-Throws		Rebounds											Scoring	
Season	gp-gs	min/avg	fg-fga	pct	fg-fga	pct	ft-fa	pct	off	def	tot	avg	pf	fo	ast	to	blk	stl	pts	avg	
2013-14	31-30	917/29.6	88-241	.365	34-105	.324	37-59	.627	31	64	95	3.1	63	1	26	35	7	16	247	8.0	
2014-15	33-16	618/18.7	64-160	.400	23-65	.354	31-53	.585	19	37	56	1.7	49	0	17	31	14	20	182	5.5	
2015-16	33-33	1021/30.9	100-237	.422	44-106	.415	43-73	.589	25	89	114	3.5	77	3	44	54	12	17	287	8.7	
2016-17	31-3	554/17.9	60-144	.417	35-96	.365	14-21	.667	21	66	87	2.8	53	0	16	16	6	10	169	5.5	
TOTAL	128-82	3110/24.3	312-782	.399	136-372	.366	125-206	.607	96	256	352	2.8	242	4	103	136	39	63	885	6.9	

**JD Miller | No. 15**

6-8 | 235 | F | SO | Dallas, Texas

CAREER HIGHS

Points: 19 (2/20/16 @ Iowa State)
Rebounds: 12 (12/8/15 at Washington)
Assists: 6 (1/28/17 vs. Auburn)
Steals: 3 (3/10/16 vs. West Virginia)
Blocks: 5 (11/13/15 vs. Southeastern La.)
Minutes: 34, 2x (last 2/18/17 at Iowa State)

FGs: 8 (1/28/17 vs. Auburn)
FGs Att: 17 (1/28/17 vs. Auburn)
3FGs: 4 (2/7/17 vs. Texas Tech)
3FGs Att: 6 (1/28/17 vs. Auburn)
FTs: 7 (2/6/16 vs. Kansas)
FTs Att: 8 (2/6/16 vs. Kansas)

SEASON HIGHS

Points: 18 (2/1/17 at K-State)
Rebounds: 8 (2x, last 12/30/16 vs. Kansas)
Assists: 6 (1/28/17 vs. Auburn)
Steals: 2 (12/10/16 vs. Wofford)
Blocks: 2, 2x (last 1/3/17 vs. Oklahoma)
Minutes: 34 (2/18/17 at Iowa State)

FGs: 8 (1/28/17 vs. Auburn)
FGs Att: 17 (1/28/17 vs. Auburn)
3FGs: 4 (2/7/17 vs. Texas Tech)
3FGs Att: 6 (1/28/17 vs. Auburn)
FTs: 5 (2/22/17 at Kansas)
FTs Att: 6 (2/22/17 at Kansas)

Date	Opponent	Min	FG-A	3FG-A	FT-A	Rbs (O-D-T)	PF	A	TO	Blk	Stl	Pts
N. 11	Saint Thomas *	18	4-8	1-4	1-2	2-5-7	2	0	1	0	1	10
N. 14	Alabama State *	19	7-9	1-3	2-3	2-2-4	3	2	1	1	0	17
N. 18	Jacksonville State	DNP										
N. 21	Illinois State *	9	2-3	0-1	1-2	1-1-2	1	0	2	0	0	5
N. 25	UNLV *	12	1-3	0-0	0-0	0-1-1	3	0	1	0	0	2
N. 26	Washington *	12	4-4	1-1	0-0	0-2-2	1	0	3	0	0	9
N. 30	Washington *	19	5-8	1-2	1-4	0-1-1	0	1	0	1	1	12
D. 3	Arkansas State *	25	3-10	0-3	2-2	1-7-8	1	2	0	1	1	8
D. 7	SMU *	16	1-6	0-1	0-0	2-1-3	2	1	0	0	1	2
D. 10	Wofford *	23	4-7	1-3	3-4	1-3-4	0	2	1	1	2	12
D. 18	Texas Southern *	18	3-8	1-4	2-2	2-3-5	0	2	2	2	1	9
D. 21	Bradley *	21	2-8	1-4	2-2	0-3-3	2	1	1	1	1	7
D. 30	Kansas*	23	2-6	2-5	2-5	2-6-8	0	2	2	1	1	8
J. 3	Oklahoma*	17	1-4	0-3	1-2	0-3-3	0	0	1	2	0	3
J. 7	West Virginia*	7	0-1	0-0	0-0	0-1-1	0	0	1	0	0	0
J. 11	Texas*	16	1-5	0-2	0-0	0-1-1	0	2	1	0	0	2
J. 14	Iowa State*	2	0-2	0-1	0-0	0-0-0	0	0	0	0	0	0
J. 18	Texas Tech*	5	0-1	0-1	0-0	0-1-1	1	0	1	0	0	0
J. 21	Baylor*	6	0-1	0-0	0-0	1-1-2	2	0	0	0	0	0
J. 23	Oklahoma State	21	1-7	1-3	2-2	1-1-2	1	1	0	0	0	5
J. 28	Auburn*	31	8-17	1-6	0-1	2-5-7	0	6	1	0	1	17
F. 1	K-State*	32	7-10	4-5	0-1	0-2-2	4	3	4	0	1	18
F. 4	Texas*	22	3-5	1-2	0-0	0-6-6	2	1	1	0	0	7
F. 7	Texas Tech*	26	5-6	4-4	1-3	0-4-4	0	1	2	0	0	15
F. 11	Baylor*	24	2-5	2-4	1-2	0-1-1	2	0	0	0	1	7
F. 15	Oklahoma State*	28	6-11	2-5	2-2	0-3-3	0	1	1	0	0	16
F. 18	Iowa State*	34	4-9	2-5	0-1	1-5-6	1	0	2	1	1	10
F. 22	Kansas*	25	2-10	1-6	5-6	2-1-3	2	1	1	0	0	10
F. 25	West Virginia	DNP										
M. 1	K-State*	15	2-7	0-2	1-1	0-0-0	2	3	1	1	1	5
M. 4	Oklahoma*	33	3-9	1-5	0-2	1-5-6	3	1	1	1	1	7
M. 8	Oklahoma											

CAREER STATISTICS

Season	gp-gs	min/avg	Total		3-Point		F-Throws		Rebounds				Scoring							
			fg-fga	pct	fg-fga	pct	ft-fa	pct	off	def	tot	avg	pf	fo	ast	to	blk	stl	pts	avg
2015-16	33-3	640/19.4	72-189	.381	6-20	.300	73-103	.709	63	78	141	4.3	52	0	21	50	18	26	223	6.8
2016-17	29-28	559/19.3	83-190	.437	28-85	.329	29-49	.592	21	75	96	3.3	35	0	33	32	13	15	223	7.7
TOTAL	62-31	1199/19.3	155-379	.409	34-105	.324	102-152	.671	84	153	237	3.8	87	0	54	82	31	41	446	7.2

**Dalton Dry | No. 20**

6-3 | 190 | G | JR | Fort Worth, Texas

CAREER HIGHS

Points: 3, 2x (last 11/14/16 vs. Alabama St.)
Rebounds: 2, 4x (last 3/10/16 vs. West Virginia)
Assists: 1, 5x (last 12/21/16 vs. Bradley)
Steals: 2 (11/19/15 vs. Houston Baptist)
Blocks: 1 (11/14/14 vs. Prairie View)
Minutes: 16 (11/19/15 vs. Houston Baptist)

FGs: 1, 5x (last 11/14/16 vs. Alabama St.)
FGs Att: 3 (11/24/14 vs. Mississippi Valley St.)
3FGs: 1, 2x (last 11/14/16 vs. Alabama St.)
3FGs Att: 3 (11/24/14 vs. Mississippi Valley St.)
FTs: 1, 2x (last 3/10/16 vs. West Virginia)
FTs Att: 2, 4x (last 12/18/16 vs. Texas)

SEASON HIGHS

Points: 3 (11/14/16 vs. Alabama St.)
Rebounds: 1, 2x (last 12/18/16 vs. Texas Southern)
Assists: 1, 2x (last 12/21/16 vs. Bradley)
Steals: 1 (11/14/16 vs. Alabama St.)
Blocks: --
Minutes: 6, 2x (last 12/18/16 vs. TX Southern)

FGs: 1 (11/14/16 vs. Alabama St.)
FGs Att: 2 (11/14/16 vs. Alabama St.)
3FGs: 1 (11/14/16 vs. Alabama St.)
3FGs Att: 2 (11/14/16 vs. Alabama St.)
FTs: --
FTs Att: 2 (12/18/16 vs. Texas Southern)

Date	Opponent	Min	FG-A	3FG-A	FT-A	Rbs (O-D-T)	PF	A	TO	Blk	Stl	Pts
N. 11	Saint Thomas	4	0-1	0-1	0-0	0-1-1	0	0	0	0	0	0
N. 14	Alabama State	6	1-2	1-2	0-0	0-0-0	2	0	0	0	1	3
N. 18	Jacksonville State	DNP										
N. 21	Illinois State	DNP										
N. 25	UNLV	DNP										
N. 26	Washington	0+	0-0	0-0	0-0	0-0-0	0	0	0	0	0	0
N. 30	Washington	1	0-0	0-0	0-0	0-0-0	0	0	0	0	0	0
D. 3	Arkansas State	DNP										
D. 7	SMU	DNP										
D. 10	Wofford	DNP										
D. 18	Texas Southern	6	0-1	0-0	0-2	0-1-1	0	1	1	0	0	0
D. 21	Bradley	3	0-0	0-0	0-0	0-0-0	1	0	0	0	0	0
D. 30	Kansas	DNP										
J. 3	Oklahoma	DNP										
J. 7	West Virginia	DNP										
J. 11	Texas	DNP										
J. 14	Iowa State	DNP										
J. 18	Texas Tech	DNP										
J. 21	Baylor	DNP										
J. 23	Oklahoma State	DNP										
J. 28	Auburn	DNP										
F. 1	K-State	DNP										
F. 4	Texas	DNP										
F. 7	Texas Tech	DNP										
F. 11	Baylor	DNP										
F. 15	Oklahoma State	DNP										
F. 18	Iowa State	1	0-0	0-0	0-0	0-0-0	0	0	0	0	0	0
F. 22	Kansas	1	0-0	0-0	0-0	0-0-0	0	0	0	0	0	0
F. 25	West Virginia	DNP										
M. 1	K-State	DNP										
M. 4	Oklahoma	DNP										
M. 8	Oklahoma											

CAREER STATISTICS

			Total		3-Point		F-Throws		Rebounds										Scoring	
Season	gp-gs	min/avg	fg-fga	pct	fg-fga	pct	ft-fa	pct	off	def	tot	avg	pf	fo	ast	to	blk	stl	pts	avg
2014-15	10-0	38/3.8	2-5	.400	1-2	.500	0-2	.000	1	5	6	0.6	5	0	1	3	1	2	5	0.5
2015-16	16-0	68/4.3	2-8	.250	0-1	.000	2-6	.333	5	4	9	0.6	14	0	2	6	0	3	6	0.4
2016-17	8-0	22/2.8	1-4	.250	1-3	.333	0-2	.000	0	2	2	0.3	2	0	2	1	0	1	3	0.4
TOTAL	34-0	128/3.8	5-17	.294	2-6	.333	2-10	.200	6	11	17	0.5	21	0	5	10	1	6	14	0.4



Alex Robinson | No. 25

6-1 | 180 | G | SO | Fort Worth, Texas

CAREER HIGHS

Points: 24 (11/26/16 vs. Washington)

Rebounds: 8 (1/18/16 at Texas Tech)

Assists: 10, 2x (last 12/7/16 @ SMU)

Steals: 4 (12/3/16 vs. Arkansas St.)

Blocks: 2 (1/28/17 vs. Auburn)

Minutes: 45 (2/1/17 at K-State)

FGs: 9 (1/28/17 vs. Auburn)

FGs Att: 16, 2x (last 1/28/17 vs. Auburn)

3FGs: 4 (11/26/16 vs. Washington)

3FGs Att: 6, 2x (last 11/26/16 vs. Washington)

FTs: 9 (1/7/16 at West Virginia)

FTs Att: 11 (1/7/16 at West Virginia)

SEASON HIGHS

Points: 24 (11/26/16 vs. Washington)

Rebounds: 8 (1/18/16 at Texas Tech)

Assists: 10 (12/7/16 @ SMU)

Steals: 4 (12/3/16 vs. Arkansas St.)

Blocks: 2 (1/28/17 vs. Auburn)

Minutes: 45 (2/1/17 at K-State)

FGs: 9 (1/28/17 vs. Auburn)

FGs Att: 16, 2x (last 1/28/17 vs. Auburn)

3FGs: 4 (11/26/16 vs. Washington)

3FGs Att: 6, 2x (last 11/26/16 vs. Washington)

FTs: 9 (1/7/16 at West Virginia)

FTs Att: 11 (1/7/16 at West Virginia)

Date	Opponent	Min	FG-A	3FG-A	FT-A	Rbs (O-D-T)	PF	A	TO	Blk	Stl	Pts
N. 11	Saint Thomas	28	7-11	2-6	0-0	0-3-3	2	3	1	0	3	16
N. 14	Alabama State	29	3-7	0-1	1-2	0-1-1	1	8	4	1	2	7
N. 18	Jacksonville State	31	3-8	2-4	2-4	0-3-3	2	5	1	0	2	10
N. 21	Illinois State	32	5-8	1-1	3-5	0-1-1	2	6	2	0	3	14
N. 25	UNLV *	27	2-9	0-2	1-6	0-1-1	0	4	1	1	3	5
N. 26	Washington	31	7-13	4-6	6-9	2-2-4	2	4	6	0	2	24
N. 30	Washington	32	7-16	1-2	1-1	0-2-2	0	7	2	1	3	16
D. 3	Arkansas State	26	1-5	0-1	1-2	0-2-2	2	5	3	0	4	3
D. 7	SMU	29	5-10	1-4	1-2	0-1-1	1	10	2	0	0	12
D. 10	Wofford *	34	1-6	1-2	1-2	1-1-2	2	5	3	0	1	4
D. 18	Texas Southern *	24	5-9	2-3	1-2	0-2-2	1	5	1	0	1	13
D. 21	Bradley *	24	1-6	0-1	3-4	1-4-5	0	4	2	1	1	5
D. 30	Kansas*	27	5-10	0-2	0-1	0-0-0	4	4	2	1	2	10
J. 3	Oklahoma*	33	7-13	2-4	2-2	0-2-2	0	6	2	0	1	18
J. 7	West Virginia*	33	3-9	2-4	9-11	0-2-2	3	2	5	0	2	17
J. 11	Texas*	32	2-8	1-4	1-4	0-5-5	2	7	4	0	0	6
J. 14	Iowa State*	33	2-10	0-5	0-0	0-0-0	4	7	2	1	0	4
J. 18	Texas Tech*	38	5-11	1-5	0-0	0-8-8	3	9	5	0	1	11
J. 21	Baylor*	36	3-11	1-4	2-4	0-1-1	0	2	1	1	2	9
J. 23	Oklahoma State*	30	3-8	1-3	6-6	0-2-2	5	3	2	1	0	13
J. 28	Auburn*	39	9-16	1-2	1-3	1-6-7	3	6	3	2	1	20
F. 1	K-State*	45	4-14	1-2	3-3	2-2-4	0	8	4	2	2	12
F. 4	Texas*	33	8-15	1-4	0-0	0-4-4	0	8	4	0	2	17
F. 7	Texas Tech*	36	1-6	0-2	3-4	0-6-6	1	4	5	1	1	5
F. 11	Baylor*	33	2-8	0-1	0-0	1-2-3	1	4	1	0	0	4
F. 15	Oklahoma State*	33	4-9	1-5	0-0	0-1-1	1	6	1	0	3	9
F. 18	Iowa State*	36	7-13	1-4	1-1	0-2-2	3	8	3	0	1	16
F. 22	Kansas*	34	6-11	2-4	1-2	0-4-4	0	4	2	0	0	15
F. 25	West Virginia*	36	4-10	1-2	2-4	2-2-4	3	3	1	1	1	11
M. 1	K-State*	36	4-10	2-4	4-6	0-2-2	2	6	2	1	1	14
M. 4	Oklahoma*	33	2-8	1-2	1-2	0-4-4	2	6	3	0	0	6
M. 8	Oklahoma											

CAREER STATISTICS

				Total		3-Point		F-Throws		Rebounds										Scoring	
Season	gp-gs	min/avg	fg-fga	pct	fg-fga	pct	ft-fa	pct	off	def	tot	avg	pf	fo	ast	to	blk	stl	pts	avg	
2014-15*	32-0	601/18.8	65-155	.419	13-36	.361	22-37	.595	15	60	75	2.3	45	0	84	53	2	15	165	5.2	
2016-17	31-23	1003/32.4	128-308	.416	33-96	.344	57-92	.620	10	78	88	2.8	52	1	169	80	15	45	346	11.2	
TOTAL	31-23	1003/32.4	128-308	.416	33-96	.344	57-92	.620	10	78	88	2.8	52	1	169	80	15	45	346	11.2	
All*	63-23	1604/25.5	193-463	.417	46-132	.348	79-129	.612	25	138	163	2.6	97	1	253	133	17	60	511	8.1	

* Statistics from prior team/school



Karviar Shepherd | No. 32

6-11 | 230 | F | SR | Dallas, Texas

CAREER HIGHS

Points: 19 (3/12/14 vs. Baylor)

Rebounds: 19 (11/28/15 vs. Delaware State)

Assists: 6 (11/19/15 vs. Houston Baptist)

Steals: 2, 11x (last 12/21/16 vs. Bradley)

Blocks: 5, 2x (12/29/13 vs. Texas Southern)

Minutes: 40 (1/18/14 vs. Texas Tech)

FGs: 6, 6x (1/30/16 vs. Tennessee)

FGs Att: 15 (2/22/14 vs. Iowa State)

3FGs: 2 (12/20/15 vs. Abilene Christian)

3FGs Att: 2, 3x (12/20/15 vs. Abilene Christian)

FTs: 10 (1/4/16 vs. West Virginia)

FTs Att: 11 (1/4/16 vs. West Virginia)

SEASON HIGHS

Points: 14 (11/11/16 vs. St. Thomas)

Rebounds: 8, 3x (last 1/11/17 at Texas)

Assists: 3 (11/26/16 vs. Washington)

Steals: 2, 2x (last 12/21/16 vs. Bradley)

Blocks: 1, 4x (last 1/11/17 at Texas)

Minutes: 30 2x (last 1/21/17 vs. Baylor)

FGs: 5 (11/26/16 vs. Washington)

FGs Att: 8 (11/18/16 vs. JSU)

3FGs: 1 (11/11/16 vs. St. Thomas)

3FGs Att: 1 (11/11/16 vs. St. Thomas)

FTs: 5, 3x (last 2/1/17 at K-State)

FTs Att: 6, 3x (last 2/1/17 at K-State)

Date	Opponent	Min	FG-A	3FG-A	FT-A	Rbs (O-D-T)	PF	A	TO	Blk	Stl	Pts
N. 11	Saint Thomas *	13	4-6	1-1	5-6	4-2-6	3	1	0	0	0	14
N. 14	Alabama State *	19	4-7	0-0	2-4	2-6-8	2	2	0	0	0	10
N. 18	Jacksonville State *	30	2-8	0-0	2-2	3-1-4	0	2	2	0	0	6
N. 21	Illinois State *	15	1-3	0-0	0-2	0-3-3	3	0	0	1	1	2
N. 25	UNLV *	15	1-3	0-0	0-0	0-2-2	1	1	3	0	1	2
N. 26	Washington *	20	5-6	0-0	5-6	1-4-5	2	3	2	0	1	15
N. 30	Washington *	7	0-1	0-0	0-0	0-0-0	4	0	2	0	0	0
D. 3	Arkansas State *	10	1-2	0-0	0-0	0-1-1	3	1	0	1	0	2
D. 7	SMU *	13	1-2	0-0	0-0	0-0-0	0	0	0	0	0	2
D. 10	Wofford	11	1-1	0-0	3-4	0-2-2	1	0	2	0	0	5
D. 18	Texas Southern	12	2-4	0-0	2-2	3-3-6	2	1	0	0	2	6
D. 21	Bradley	17	3-5	0-0	3-4	6-2-8	2	0	0	1	2	9
D. 30	Kansas	5	1-1	0-0	0-0	0-1-1	1	0	2	0	0	2
J. 3	Oklahoma	14	3-3	0-0	2-2	2-3-5	3	0	1	1	0	8
J. 7	West Virginia	13	2-2	0-0	0-0	0-0-0	2	1	2	0	0	4
J. 11	Texas	8	4-5	0-0	0-0	0-0-0	2	0	0	1	0	8
J. 14	Iowa State	9	3-3	0-0	0-0	0-0-0	3	0	0	0	0	6
J. 18	Texas Tech	7	0-2	0-0	0-0	0-0-0	2	0	1	0	0	0
J. 21	Baylor	30	0-5	0-0	1-2	3-3-6	3	2	1	0	0	1
J. 23	Oklahoma State	7	3-4	0-0	0-0	2-0-2	3	0	0	0	0	6
J. 28	Auburn	10	2-4	0-0	2-2	0-1-1	1	0	0	0	0	6
F. 1	K-State	13	3-4	0-0	5-6	3-2-5	3	1	2	0	1	11
F. 4	Texas	11	2-2	0-0	1-2	3-1-4	2	0	1	0	0	5
F. 7	Texas Tech	8	0-1	0-0	0-0	1-0-1	1	0	1	0	0	0
F. 11	Baylor	16	0-2	0-0	2-2	2-1-3	2	2	1	0	0	2
F. 15	Oklahoma State	12	1-2	0-0	0-0	0-0-0	3	1	1	0	1	2
F. 18	Iowa State	5	0-0	0-0	0-0	0-0-0	1	0	1	0	0	0
F. 22	Kansas	7	1-3	0-0	0-0	0-2-2	3	0	0	0	0	2
F. 25	West Virginia	10	0-1	0-0	0-0	0-4-4	2	0	2	1	0	0
M. 1	K-State	9	1-1	0-0	2-2	1-1-2	3	0	1	0	0	4
M. 4	Oklahoma	4	1-1	0-0	0-0	0-0-0	1	0	0	0	0	2
M. 8	Oklahoma											

CAREER STATISTICS

			Total		3-Point		F-Throws		Rebounds										Scoring	
Season	gp-gs	min/avg	fg-fga	pct	fg-fga	pct	ft-fa	pct	off	def	tot	avg	pf	fo	ast	to	blk	stl	pts	avg
2013-14	30-30	923/30.8	91-222	.410	1-2	.500	91-128	.711	54	150	204	6.8	103	3	24	41	49	20	274	9.1
2014-15	33-32	784/23.8	80-187	.428	0-3	.000	42-74	.568	60	127	187	5.7	101	3	28	41	27	17	202	6.1
2015-16	29-23	594/20.5	77-196	.393	5-16	.313	48-71	.676	46	106	152	5.2	73	1	24	46	21	14	207	7.1
2016-17	31-9	380/12.3	52-94	.553	1-1	1.000	37-48	.771	36	45	81	2.6	64	0	18	30	6	9	142	4.6
TOTAL	123-94	2681/21.8	300-699	.429	7-22	.318	218-321	.679	196	428	624	5.1	341	7	94	158	103	60	825	6.7



Chris Washburn | No. 33

6-8 | 240 | F | SR | Grand Prairie, Texas

CAREER HIGHS

Points: 17 (2/18/15 vs. Kansas State)**Rebounds:** 12, 2x (last 1/28/15 vs. Kansas)**Assists:** 5, 2x (1/30/16 vs. Tennessee)**Blocks:** 4 (11/24/14 vs. Mississippi Valley St.)**Steals:** 4, 3x (2/2/16 @ Oklahoma)**Minutes:** 34 (3/11/15 vs. Kansas State)**FGs:** 8 (3/11/15 vs. Kansas State)**FGs Att:** 12 (2/2/16 @ Oklahoma)**3FGs:** 1, 4x (last 3/10/16 vs. West Virginia)**3FGs Att:** 2, 2x (last 3/10/16 vs. West Virginia)**FTs:** 9 (2/18/15 vs. Kansas State)**FTs Att:** 13 (2/18/15 vs. Kansas State)

SEASON HIGHS

Points: 15 (12/18/16 vs. Texas Southern)**Rebounds:** 9 (12/18/16 vs. Texas Southern)**Assists:** 2, 3x (last 2/22/17 at Kansas)**Steals:** 2 (11/30/16 vs. Washington)**Blocks:** 2 (1/3/17 vs. Oklahoma)**Minutes:** 15 (11/11/16 vs. St. Thomas)**FGs:** 5 (12/18/16 vs. Texas Southern)**FGs Att:** 8 (12/18/16 vs. Texas Southern)**3FGs:** --**3FGs Att:** --**FTs:** 5 (12/18/16 vs. Texas Southern)**FTs Att:** 6 (12/18/16 vs. Texas Southern)

Date	Opponent	Min	FG-A	3FG-A	FT-A	Rbs (O-D-T)	PF	A	TO	Blk	Stl	Pts
N. 11	Saint Thomas	15	0-1	0-0	3-5	1-1-2	0	0	4	0	1	3
N. 14	Alabama State	9	0-0	0-0	0-0	0-2-2	4	1	2	0	1	0
N. 18	Jacksonville State	8	1-1	0-0	2-4	0-2-2	2	0	1	0	1	4
N. 21	Illinois State	DNP										
N. 25	UNLV	2	0-0	0-0	0-0	1-0-1	0	0	0	0	0	0
N. 26	Washington	4	0-0	0-0	0-0	1-0-1	2	0	2	0	1	0
N. 30	Washington	13	3-5	0-0	2-2	2-1-3	1	2	0	0	2	8
D. 3	Arkansas State	3	0-2	0-0	3-4	3-0-3	2	0	0	0	0	3
D. 7	SMU	5	1-1	0-0	0-0	2-0-2	0	0	1	0	0	2
D. 10	Wofford	6	0-0	0-0	1-5	0-0-0	0	0	0	0	0	1
D. 18	Texas Southern	11	5-8	0-0	5-6	4-5-9	3	2	0	0	0	15
D. 21	Bradley	10	1-2	0-0	0-0	0-3-3	3	1	1	0	1	2
D. 30	Kansas	4	0-0	0-0	0-0	0-0-0	1	0	0	0	0	0
J. 3	Oklahoma	4	0-1	0-0	0-0	0-1-1	0	1	0	2	0	0
J. 7	West Virginia	1	0-0	0-0	0-0	0-0-0	2	0	0	0	0	0
J. 11	Texas	4	1-2	0-0	0-0	0-0-0	2	0	0	0	0	2
J. 14	Iowa State	DNP										
J. 18	Texas Tech	5	0-0	0-0	0-2	0-0-0	0	0	1	0	1	0
J. 21	Baylor	0	0-0	0-0	0-0	0-0-0	1	0	0	0	0	3
J. 23	Oklahoma State	0	0-1	0-0	0-0	0-1-1	0	0	0	0	0	0
J. 28	Auburn	DNP										
F. 1	K-State	6	0-2	0-0	1-2	1-1-2	1	1	0	0	0	1
F. 4	Texas	3	0-0	0-0	0-0	0-0-0	0	0	0	0	0	0
F. 7	Texas Tech	DNP										
F. 11	Baylor	2	0-0	0-0	0-0	0-0-0	1	0	1	0	0	0
F. 15	Oklahoma State	7	2-2	0-0	2-2	1-0-1	1	0	1	0	0	6
F. 18	Iowa State	12	1-1	0-0	1-2	0-1-1	2	1	4	0	0	3
F. 22	Kansas	12	2-3	0-0	0-2	2-1-3	2	2	0	0	1	4
F. 25	West Virginia	8	0-0	0-0	1-2	1-2-3	3	1	1	0	0	1
M. 1	K-State	7	0-1	0-0	0-0	0-0-0	2	0	1	0	0	0
M. 4	Oklahoma	5	1-2	0-0	0-0	1-0-1	3	1	1	0	0	2
M. 8	Oklahoma											

CAREER STATISTICS

Season	gp-gs	min/avg	Total		3-Point		F-Throws		Rebounds				Scoring			
			fg-fga	pct	fg-fga	pct	ft-fa	pct	off	def	tot	avg	pts	avg	pts	avg
2012-13*	32-4	478/14.9	46-97	.474	0-1	.000	48-97	.495	33	59	92	2.9	78	1	18	44
2014-15	33-33	790/23.9	91-189	.481	1-3	.333	50-95	.526	58	132	190	5.8	90	2	43	7.1
2015-16	22-17	535/24.3	48-137	.350	4-11	.364	46-84	.548	28	66	94	4.3	68	3	39	6.6
2016-17	27-0	172/6.4	18-36	.500	0-0	.000	21-38	.553	20	21	41	1.5	39	0	13	2.1
TOTAL	82-50	1497/18.3	157-362	.434	5-14	.357	117-217	.539	106	219	325	4.0	197	5	95	5.3
All*	114-54	1975/17.3	203-459	.442	5-15	.333	165-314	.525	139	278	417	3.7	275	6	113	5.1

* Statistics from prior team/school



Kenrich Williams | No. 34

6-7 | 210 | G | JR | Waco, Texas

CAREER HIGHS

Points: 20 (1/23/17 at Oklahoma State)**Rebounds:** 18 (11/25/16 @ UNLV)**Assists:** 7 (3/8/15 vs. Iowa State)**Steals:** 5 (1/11/17 vs. Texas)**Blocks:** 3, 6x (last 1/11/17 vs. Texas)**Minutes:** 42 (2/1/17 at K-State)**FGs:** 7 (1/23/17 vs. Oklahoma State)**FGs Att:** 14, 3x (last 1/18/16 at Texas Tech)**3FGs:** 3 2x (last 3/4/17 at Oklahoma)**3FGs Att:** 7 (12/7/16 @ SMU)**FTs:** 8 (3/8/15 vs. Iowa State)**FTs Att:** 12 (12/10/16 vs. Wofford)

SEASON HIGHS

Points: 20 (1/23/17 at Oklahoma State)**Rebounds:** 18 (11/25/16 @ UNLV)**Assists:** 6, 2x (last 2/4/17 vs. Texas)**Steals:** 5 (1/11/17 vs. Texas)**Blocks:** 3 2x (last 1/11/17 vs. Texas)**Minutes:** 42 (2/1/17 at K-State)**FGs:** 7 (1/23/17 vs. Oklahoma State)**FGs Att:** 14 2x, (last 1/18/16 at Texas Tech)**3FGs:** 3 2x (last 3/4/17 at Oklahoma)**3FGs Att:** 7 (12/7/16 @ SMU)**FTs:** 7 (12/10/16 vs. Wofford)**FTs Att:** 12 (12/10/16 vs. Wofford)

Date	Opponent	Min	FG-A	3FG-A	FT-A	Rbs (O-D-T)	PF	A	TO	Blk	Stl	Pts
N. 11	Saint Thomas	DNP										
N. 14	Alabama State	DNP										
N. 18	Jacksonville State	20	3-6	2-2	1-3	1-1-2	0	1	0	0	1	9
N. 21	Illinois State *	32	5-12	1-3	2-2	6-4-10	4	3	2	0	2	13
N. 25	UNLV *	33	2-6	0-2	1-5	5-13-18	2	3	0	3	2	5
N. 26	Washington *	26	3-6	2-3	3-4	3-4-7	3	0	0	1	1	11
N. 30	Washington *	32	3-7	1-3	3-4	3-7-10	1	6	2	0	3	10
D. 3	Arkansas State *	32	5-9	2-4	3-4	6-7-13	3	0	0	2	0	15
D. 7	SMU *	32	3-10	2-7	0-3	4-9-13	5	1	0	0	0	8
D. 10	Wofford *	29	2-4	0-2	7-12	4-9-13	1	4	0	1	0	13
D. 18	Texas Southern *	22	5-7	1-1	1-2	2-4-6	1	2	0	1	0	12
D. 21	Bradley *	23	3-7	1-2	3-4	6-2-8	0	1	0	1	2	10
D. 30	Kansas *	39	3-9	2-5	3-4	3-8-11	3	2	2	0	1	11
J. 3	Oklahoma *	27	1-3	0-0	0-0	1-5-6	3	1	1	2	0	2
J. 7	West Virginia *	34	3-14	0-4	0-1	3-4-7	2	1	1	0	1	6
J. 11	Texas *	34	2-6	0-3	2-2	5-8-13	2	4	2	3	5	6
J. 14	Iowa State *	34	6-9	1-3	0-1	3-10-13	2	3	5	2	2	13
J. 18	Texas Tech *	30	6-14	1-5	3-5	0-3-3	3	0	0	0	1	16
J. 21	Baylor *	36	6-12	2-6	2-3	4-8-12	3	0	0	1	3	16
J. 23	Oklahoma State *	37	7-10	2-5	4-4	5-7-12	4	2	1	0	1	20
J. 28	Auburn *	12	1-2	1-2	0-2	0-1-1	5	1	3	0	0	3
F. 1	K-State *	42	4-9	3-4	0-0	2-8-10	3	3	2	0	4	11
F. 4	Texas *	37	4-9	1-4	0-1	6-2-8	2	6	1	0	3	9
F. 7	Texas Tech *	35	0-4	0-4	2-2	2-9-11	2	3	3	1	0	2
F. 11	Baylor *	37	5-10	0-3	0-2	2-4-6	3	0	0	0	0	10
F. 15	Oklahoma State *	37	5-12	2-4	0-0	4-7-11	2	3	0	2	0	12
F. 18	Iowa State *	30	4-7	2-3	0-1	1-1-2	5	1	3	0	1	10
F. 22	Kansas *	33	3-8	0-3	0-0	2-10-12	2	4	3	1	2	6
F. 25	West Virginia *	32	4-7	1-2	1-2	4-6-10	3	2	2	0	2	10
M. 1	K-State *	39	6-9	1-4	0-0	4-7-11	2	3	1	0	1	13
M. 4	Oklahoma *	39	7-10	3-3	0-1	5-8-13	2	3	0	0	1	17
M. 8	Oklahoma											

CAREER STATISTICS

Season	gp-gs	min/avg	Total		3-Point		F-Throws		Rebounds				Scoring			
			fg-fga	pct	fg-fga	pct	ft-fa	pct	off	def	tot	avg	pts	avg	pts	avg
2014-15	33-17	917/27.8	102-214	.477	11-31	.355	68-112	.607	93	128	221	6.7	80	2	46	8.6
2016-17	29-28	925/31.9	111-238	.466	34-96	.354	41-74	.554	96	176	272	9.4	73	3	63	10.2
TOTAL	62-45	1842/29.7	213-452	.471	45-127	.354	109-186	.586	189	304	493	8.0	153	5	109	9.4



Austin Sottile | No. 45

6-6 | 225 | F | JR | Saint Louis, Mo.

CAREER HIGHS

Points: 2, 2x (last 12/18/16 vs. Texas Southern) **FGs:** 1, 2x (last 12/18/16 vs. Texas Southern)
Rebounds: 1 (12/21/16 vs. Bradley) **FGs Att:** 1, 2x (last 12/18/16 vs. Texas Southern)
Assists: 2 (12/18/16 vs. Texas Southern) **3FGs:** --
Steals: -- **3FGs Att:** --
Blocks: -- **FTs:** --
Minutes: 6 (12/18/16 vs. Texas Southern) **FTs Att:** --

SEASON HIGHS

Points: 2, 2x (last 12/18/16 vs. Texas Southern) **FGs:** 1, 2x (last 12/18/16 vs. Texas Southern)
Rebounds: 1 (12/21/16 vs. Bradley) **FGs Att:** 1, 2x (last 12/18/16 vs. Texas Southern)
Assists: 2 (12/18/16 vs. Texas Southern) **3FGs:** --
Steals: -- **3FGs Att:** --
Blocks: -- **FTs:** --
Minutes: 6 (12/18/16 vs. Texas Southern) **FTs Att:** --

Date	Opponent	Min	FG-A	3FG-A	FT-A	Rbs (O-D-T)	PF	A	TO	Blk	Stl	Pts
N. 11	Saint Thomas	1	0-0	0-0	0-0	0-0-0	0	0	0	0	0	0
N. 14	Alabama State	2	1-1	0-0	0-0	0-0-0	0	0	0	0	0	2
N. 18	Jacksonville State	DNP										
N. 21	Illinois State	DNP										
N. 25	UNLV	DNP										
N. 26	Washington	0+	0-0	0-0	0-0	0-0-0	0	0	0	0	0	0
N. 30	Washington	1	0-0	0-0	0-0	0-0-0	0	0	0	0	0	0
D. 3	Arkansas State	DNP										
D. 7	SMU	DNP										
D. 10	Wofford	DNP										
D. 18	Texas Southern	6	1-1	0-0	0-0	0-0-0	0	2	0	0	0	2
D. 21	Bradley	3	0-0	0-0	0-0	0-1-1	0	0	0	0	0	0
D. 30	Kansas	DNP										
J. 3	Oklahoma	DNP										
J. 7	West Virginia	DNP										
J. 11	Texas	DNP										
J. 14	Iowa State	DNP										
J. 18	Texas Tech	DNP										
J. 21	Baylor	DNP										
J. 23	Oklahoma State	DNP										
J. 28	Auburn	DNP										
F. 1	K-State	DNP										
F. 4	Texas	DNP										
F. 7	Texas Tech	DNP										
F. 11	Baylor	DNP										
F. 15	Oklahoma State	DNP										
F. 18	Iowa State	1	0-0	0-0	0-0	0-0-0	0	0	0	0	0	0
F. 22	Kansas	1	0-0	0-0	0-0	0-0-0	0	0	0	0	0	0
F. 25	West Virginia	DNP										
M. 1	K-State	DNP										
M. 4	Oklahoma	DNP										
M. 8	Oklahoma											

CAREER STATISTICS

Season	gp-gs	min/avg	Total		3-Point		F-Throws		Rebounds											Scoring	
			fg-fga	pct	fg-fga	pct	ft-fta	pct	off	def	tot	avg	pf	fo	ast	to	blk	stl	pts	avg	
2016-17	8-0	15/1.9	2-2	1.000	0-0	.000	0-0	.000	0	1	1	0.1	0	0	2	0	0	0	4	0.5	
TOTAL	8-0	15/1.9	2-2	1.000	0-0	.000	0-0	.000	0	1	1	0.1	0	0	2	0	0	0	4	0.5	

GAME NO. 1

TCU 82, ST. THOMAS 64

NOV. 11, 2016 // SCHOLLMAYER ARENA

St. Thomas 64 • 0-4

#	Player	Total		3-Ptr		Rebounds		PF	TP	A	TO	Bk	Stl	Min
		FG	FGA	FG	FGA	FT	FTA							
46	Jason Brancato	f	5-9	1-3	2-4	2	2	4	4	13	4	3	0	23
40	Josh Bearden	f	4-9	2-4	4-5	0	0	0	3	14	0	3	0	24
03	Kennard Robinson	g	1-3	1-2	0-0	1	3	4	2	3	1	3	0	29
05	Ricardo Marquez	g	3-6	2-3	0-0	0	7	7	3	8	4	3	1	29
23	Bryon Makel	g	1-2	1-1	2-2	0	2	2	1	5	4	1	0	34
01	Lennard Robinson	g	0-1	0-1	1-2	0	4	4	0	1	3	2	0	9
12	Michael Alfred	f	1-2	0-1	0-0	0	0	0	1	2	0	1	0	5
28	Sam Flores	g	0-2	0-2	0-0	0	0	0	0	0	0	0	0	1
32	Peter Ellwanger	g	0-1	0-1	0-0	0	0	0	1	0	0	1	0	12
33	Josh Chilo	g	2-2	0-0	0-0	0	1	1	0	4	0	1	0	6
24	Nathan Thormaehlen	g	2-3	1-2	0-0	0	1	1	0	5	1	0	0	6
42	Keaton Shaw	g	2-11	0-8	0-0	0	0	0	1	4	0	2	0	15
50	Paul Teuton	g	2-2	1-1	0-0	1	0	1	1	5	0	0	0	6
Team														3
Totals		23-53		9-29		9-13		7		20		27		200

FG % 1st Half: 11-25 44.0% 2nd half: 12-28 42.9% Game: 23-53 43.4% Deadball Rebounds 3
3FG % 1st Half: 6-13 46.2% 2nd half: 3-16 18.8% Game: 9-29 31.0%
FT % 1st Half: 9-13 69.2% 2nd half: 0-0 0.0% Game: 9-13 69.2%

TCU 82 • 1-0

#	Player	Total		3-Ptr		Rebounds		PF	TP	A	TO	Bk	Stl	Min
		FG	FGA	FG	FGA	FT	FTA							
15	Miller, JD	f	4-8	1-4	1-2	2	5	7	2	10	0	1	0	18
32	Shepherd, Karviar	f	4-6	1-1	5-6	4	6	3	14	1	0	0	0	13
00	Fisher, Jaylen	g	6-14	2-2	1-2	0	1	2	1	13	7	1	4	27
01	Bane, Desmond	g	5-8	1-2	1-1	1	2	3	12	0	1	0	1	18
02	Trent, Malique	g	0-5	0-4	2-2	0	2	2	1	2	5	1	2	24
05	Parrish, Josh	g	0-0	0-0	0-0	0	1	1	0	1	0	1	0	9
10	Brodziansky, Vlad	g	0-1	0-1	0-2	1	3	4	1	0	0	0	0	13
11	Parrish, Brandon	g	4-7	2-5	2-3	1	3	4	2	12	1	0	0	21
20	Dry, Dalton	g	0-1	0-1	0-0	0	1	1	0	0	0	0	0	4
25	Robinson, Alex	g	7-11	2-6	0-0	0	3	3	2	16	3	1	0	28
23	Washburn, Chris	g	0-1	0-0	3-5	1	1	2	0	3	0	4	0	15
45	Sottile, Austin	g	0-0	0-0	0-0	0	0	0	0	0	0	0	0	1
Team														4
Totals		30-62		7-26		15-23		14		24		38		200

FG % 1st Half: 16-31 51.6% 2nd half: 14-31 45.2% Game: 30-62 48.4% Deadball Rebounds 4
3FG % 1st Half: 4-13 30.8% 2nd half: 3-13 23.1% Game: 7-26 26.9%
FT % 1st Half: 9-16 56.3% 2nd half: 6-7 85.7% Game: 15-23 65.2%

Officials: Greg Renegar, Gary Maxwell, Tyler Kumpf
Technical fouls: St. Thomas-None. TCU-None.
Attendance: 6075

Score by periods		1st	2nd	Total
St. Thomas		37	27	64
TCU		45	37	82

GAME NO. 2

TCU 98, ALABAMA STATE 62

NOV. 14, 2016 // SCHOLLMAYER ARENA

Alabama State 62 • 0-2

#	Player	Total		3-Ptr		Rebounds		PF	TP	A	TO	Bk	Stl	Min
		FG	FGA	FG	FGA	FT	FTA							
06	Amir Warnock	f	0-1	0-0	0-0	2	2	4	3	0	0	2	1	9
01	Rodney Simeon	f	4-8	3-6	2-2	0	1	1	4	13	0	1	0	25
14	Tony Armstrong	g	5-13	0-0	6-16	5	3	8	1	18	2	2	0	32
03	Torlont Thomas	g	2-4	1-3	0-0	0	1	0	1	5	3	4	0	28
09	Terrance LeFlore	g	3-8	0-2	2-2	0	2	2	2	8	3	7	1	27
02	Corvon Butler	g	3-5	0-0	0-0	2	2	4	2	6	0	0	0	1
11	Austin Rogers	g	0-0	0-0	0-0	0	0	0	0	2	0	1	0	2
12	Reginald Gee	g	0-1	0-1	0-0	0	0	0	0	0	0	0	0	1
20	Glen Holloway	g	0-0	0-0	0-0	0	1	1	1	0	0	2	0	2
21	Davante Pope	g	1-2	0-1	0-0	0	1	1	1	2	1	0	0	12
25	Nike Tyson	g	0-1	0-0	1-2	0	0	0	0	1	0	0	0	3
31	Artis Cleveland	g	1-1	0-0	0-1	0	0	0	4	2	0	1	1	10
42	Steve Rogers	g	3-6	1-3	0-2	1	1	2	2	7	0	1	0	1
Team														1
Totals		22-50		5-16		13-25		11		14		25		200

FG % 1st Half: 7-25 28.0% 2nd half: 15-25 60.0% Game: 22-50 44.0% Deadball Rebounds 7
3FG % 1st Half: 1-9 11.1% 2nd half: 4-7 57.1% Game: 5-16 31.3%
FT % 1st Half: 0-2 0.0% 2nd half: 13-23 56.5% Game: 13-25 52.0%

TCU 98 • 0-0

#	Player	Total		3-Ptr		Rebounds		PF	TP	A	TO	Bk	Stl	Min
		FG	FGA	FG	FGA	FT	FTA							
15	Miller, JD	f	7-9	1-3	2-3	2	2	4	3	17	2	1	0	19
32	Shepherd, Karviar	f	4-7	0-0	2-4	2	6	8	2	10	2	2	0	19
00	Fisher, Jaylen	g	4-7	2-3	3-3	0	0	1	1	18	3	0	0	27
01	Bane, Desmond	g	6-10	3-6	4-4	2	2	4	1	19	2	1	1	26
02	Trent, Malique	g	3-5	1-3	2-4	0	1	1	3	9	3	2	0	16
05	Parrish, Josh	g	0-4	0-1	0-0	0	0	0	0	1	0	0	0	9
10	Brodziansky, Vlad	g	4-5	0-0	0-0	3	3	6	3	8	0	1	0	14
11	Parrish, Brandon	g	4-5	2-3	0-0	1	3	4	3	10	2	0	0	24
20	Dry, Dalton	g	1-2	0-1	0-0	0	0	0	0	2	3	0	0	1
25	Robinson, Alex	g	3-7	0-1	1-2	0	1	1	1	7	8	4	1	29
23	Washburn, Chris	g	0-0	0-0	0-0	2	2	4	0	1	2	0	1	9
45	Sottile, Austin	g	1-1	0-0	0-0	0	0	0	0	2	0	0	0	0
Team														0
Totals		37-62		10-22		14-20		13		22		35		200

FG % 1st Half: 17-31 54.8% 2nd half: 20-31 64.5% Game: 37-62 59.7% Deadball Rebounds 4
3FG % 1st Half: 3-10 30.0% 2nd half: 7-12 58.3% Game: 10-22 45.5%
FT % 1st Half: 10-15 66.7% 2nd half: 4-5 80.0% Game: 14-20 70.0%

Officials: Don Daily, Tony Padilla, Jeb Hartness
Technical fouls: Alabama State-None. TCU-None.
Attendance: 5644

Score by periods		1st	2nd	Total
Alabama State		15	47	62
TCU		47	51	98

GAME NO. 3

TCU 79, JACKSONVILLE STATE 60

NOV. 18, 2016 // SCHOLLMAYER ARENA

Jacksonville State 60 • 1-3

#	Player	Total		3-Ptr		Rebounds		PF	TP	A	TO	Bk	Stl	Min
		FG	FGA	FG	FGA	FT	FTA							
12	GIGA, Norbertas	f	4-9	1-3	2-4	0	8	8	4	11	3	6	0	35
01	CUNNINGHAM,Christian	f	2-5	0-0	1-2	1	2	3	3	5	1	1	1	25
01	TUCKER, Greg	g	1-7	0-4	0-0	0	1	1	4	2	3	2	0	31
15	DURHAM, Erik	g	3-6	3-6	2-2	4	4	8	1	11	3	1	0	33
21	DRUMWRIGHT, Malcol	g	7-12	3-6	2-2	0	1	1	0	19	3	1	0	30
03	GREEN, Derrick	g	1-1	1-1	1-2	0	1	1	3	4	0	1	0	17
04	EDWARDS, Tyrrik	g	0-1	0-0	0-0	0	0	0	0	0	0	0	0	2
10	JONES, Deshawn	g	0-0	0-0	0-0	0	0	0	0	0	0	1	1	10
11	CROSS, Jacara	g	1-5	0-0	1-2	1	0	1	2	3	0	0	0	10
33	STATAM, Andre	g	2-2	1-1	0-0	0	1	1	2	5	0	1	0	7
Team														2
Totals		21-48		9-21		9-14		7		19		26		200

FG % 1st Half: 11-27 40.7% 2nd half: 10-21 47.6% Game: 21-48 43.8% Deadball Rebounds 3
3FG % 1st Half: 6-12 50.0% 2nd half: 3-9 33.3% Game: 9-21

GAME NO. 7

TCU 86, WASHINGTON 71

NOV. 30, 2016 // SCHOLLMAYER ARENA

Washington 71 • 4-3

#	Player	Total	FG	FGA	3-Ptr	FT	FTA	Rebounds	PF	TP	A	TO	Blk	Stl	Min
04	Thybulle, Matisse	f	2-4	2-2	0-0	1	0	1	5	6	2	1	0	2	18
15	Dimie, Malik	f	2-5	0-0	1-1	3	0	3	4	4	0	1	1	0	21
15	Dickerson, Noah	f	3-5	0-0	1-4	4	7	11	5	7	1	4	0	1	29
01	Crisp, David	g	3-9	3-3	0-0	1	1	0	2	9	4	4	0	0	35
20	Fultz, Markelle	g	7-15	3-4	4-9	3	11	14	2	21	6	6	1	2	34
00	Bandi, Bitumba	g	0-0	0-0	0-0	0	0	0	0	0	0	0	0	0	1
22	Gren, Dominic	g	4-8	2-2	1-2	0	0	2	11	0	2	1	1	0	24
23	Johnson, Carlos	g	6-13	0-1	1-2	6	2	8	2	13	0	2	1	0	22
24	Duruisseau, Devin	g	0-0	0-0	0-0	0	0	0	0	0	0	0	0	0	1
33	Timmings, Sam	g	0-0	0-0	0-0	0	6	6	1	0	1	3	1	0	12
41	Azew, Matthew	Team	0-0	0-0	0-0	0	0	0	0	0	0	0	0	0	3
Totals			27-59	10-12	7-18	19	27	46	23	71	14	25	6	5	200

FG % 1st Half: 11-25 44.0% 2nd Half: 16-34 47.1% Game: 27-59 45.8%
3FG % 1st Half: 5-7 71.4% 2nd Half: 5-5 100.0% Game: 10-12 83.3%
FT % 1st Half: 2-3 66.7% 2nd Half: 5-15 33.3% Game: 7-18 38.9%

TCU 86 • 7-0

#	Player	Total	FG	FGA	3-Ptr	FT	FTA	Rebounds	PF	TP	A	TO	Blk	Stl	Min
15	Miller, JD	f	5-8	1-2	1-4	0	1	1	0	12	1	0	1	1	19
32	Shepherd, Karviar	f	0-1	0-0	0-0	0	0	0	4	0	2	0	0	0	7
00	Fisher, Jaylen	g	4-9	1-5	6-8	2	0	2	3	15	0	1	1	0	15
01	Bane, Desmond	g	1-1	0-0	1-1	5	6	1	2	0	0	0	0	0	1
34	Williams, Kenrich	g	3-7	1-3	3-4	3	1	10	6	2	0	3	0	0	32
02	Williams, Michael	g	0-2	0-2	0-0	0	1	0	0	0	0	0	0	0	4
03	Trent, Malique	g	1-4	0-0	0-0	1	1	2	3	6	1	0	0	1	11
05	Parrish, Josh	g	0-0	0-0	0-0	0	0	0	0	0	0	0	0	0	0
10	Brodziansky, Vlad	g	3-7	0-0	1-3	2	4	7	1	0	0	0	0	1	19
11	Parrish, Brandon	g	2-6	0-2	0-0	2	2	2	4	0	0	0	0	0	20
20	Dry, Dalton	g	0-0	0-0	0-0	0	0	0	0	0	0	0	0	0	1
25	Robinson, Alex	g	7-16	1-2	1-1	0	2	16	7	2	1	1	1	0	32
33	Washington, Chris	g	3-5	0-0	2-2	2	1	3	1	8	2	0	0	0	13
45	Sottile, Austin	g	0-0	0-0	0-0	0	0	0	0	0	0	0	0	0	1
Totals			31-67	5-17	19-28	14	19	33	19	86	19	9	6	12	200

FG % 1st Half: 12-35 34.3% 2nd Half: 19-32 59.4% Game: 31-67 46.3%
3FG % 1st Half: 3-10 30.0% 2nd Half: 2-7 28.6% Game: 5-17 29.4%
FT % 1st Half: 5-10 50.0% 2nd Half: 14-18 77.8% Game: 19-28 67.9%

Officials: Paul Janssen, Antonio Petty, Chris Rastatter

Technical fouls: Washington-None. TCU-None.

Attendance: 5966

#23 for Washington was assessed a flagrant 1 foul in the second half.

Score by periods	1st	2nd	Total
Washington	29	42	71
TCU	32	54	86

GAME NO. 8

TCU 77, ARKANSAS STATE 54

DEC. 3, 2016 // SCHOLLMAYER ARENA

Arkansas State 54 • 7-2

#	Player	Total	FG	FGA	3-Ptr	FT	FTA	Rebounds	PF	TP	A	TO	Blk	Stl	Min
30	Nweke, Nelson	f	0-1	0-0	0-0	2	4	6	1	0	1	2	0	0	12
30	Thomas, Dante	g	3-5	0-0	0-2	0	1	1	4	2	3	2	0	0	18
01	Lindsey, Rashad	g	1-7	0-3	0-0	0	4	4	3	2	2	1	0	0	34
03	Carter, Devin	g	7-15	5-11	3-5	1	1	2	3	22	1	1	0	0	38
05	Foster, C.J.	g	4-7	3-5	2-6	2	1	3	2	13	3	1	0	1	34
02	Boudie, Salif	g	1-1	0-0	0-2	1	1	2	3	2	0	2	0	0	9
12	Kern, Connor	g	0-1	0-1	0-0	0	2	2	1	0	0	0	0	0	9
23	Simms, Devin	g	3-13	0-2	3-5	1	3	4	1	9	3	4	1	2	32
22	Brace, Tamas	g	2-5	0-0	0-0	1	2	3	4	1	2	1	0	0	14
Totals			19-55	8-22	8-20	14	20	34	21	54	15	15	2	3	200

FG % 1st Half: 10-25 40.0% 2nd Half: 9-30 30.0% Game: 19-55 34.5%
3FG % 1st Half: 4-12 33.3% 2nd Half: 4-10 40.0% Game: 8-22 36.4%
FT % 1st Half: 5-8 62.5% 2nd Half: 3-12 25.0% Game: 8-20 40.0%

TCU 77 • 8-0

#	Player	Total	FG	FGA	3-Ptr	FT	FTA	Rebounds	PF	TP	A	TO	Blk	Stl	Min
15	Miller, JD	f	3-10	0-3	2-2	1	7	8	1	8	2	0	1	1	25
32	Shepherd, Karviar	f	1-2	0-0	0-0	0	1	1	3	2	1	0	1	0	10
00	Fisher, Jaylen	g	4-7	2-3	3-4	0	1	3	13	4	0	0	0	2	19
01	Bane, Desmond	g	1-5	0-3	2-4	1	0	1	1	4	4	1	0	0	27
34	Williams, Kenrich	g	5-9	2-4	3-4	6	7	13	3	15	0	0	0	0	32
02	Williams, Michael	g	2-2	2-2	2-2	0	0	0	8	2	0	0	0	0	9
03	Trent, Malique	g	0-2	0-1	0-0	0	1	1	0	0	0	2	0	0	7
10	Brodziansky, Vlad	g	7-7	0-0	4-5	0	6	6	1	18	1	1	5	1	27
11	Parrish, Brandon	g	1-2	1-2	0-0	0	2	2	1	3	1	0	0	0	15
25	Robinson, Alex	g	1-5	0-1	1-2	0	2	2	2	3	5	0	0	0	26
33	Washington, Chris	g	0-0	0-0	3-4	3	0	3	2	3	0	0	0	0	3
Totals			25-53	7-19	20-27	11	27	38	17	77	17	10	9	8	200

FG % 1st Half: 9-22 40.9% 2nd Half: 16-31 51.6% Game: 25-53 47.2%
3FG % 1st Half: 3-9 33.3% 2nd Half: 4-10 40.0% Game: 7-19 36.8%
FT % 1st Half: 9-14 64.3% 2nd Half: 11-13 84.6% Game: 20-27 74.1%

Officials: Tom Eades, Bret Smith, Kerby Sittion

Technical fouls: Arkansas State-None. TCU-None.

Attendance: 6022

Score by periods	1st	2nd	Total
Arkansas State	29	25	54
TCU	30	47	77

GAME NO. 10

TCU 72, WOFFORD 63

DEC. 10, 2016 // SCHOLLMAYER ARENA

Wofford 63 • 3-7

#	Player	Total	FG	FGA	3-Ptr	FT	FTA	Rebounds	PF	TP	A	TO	Blk	Stl	Min
33	Cameron Jackson	f	4-9	1-1	0-0	0	2	2	4	9	1	0	0	0	17
35	Ryan Sawvell	f	6-10	0-2	0-0	5	8	13	3	12	1	1	1	0	29
03	Fletcher Magee	g	5-14	2-8	6-6	0	6	6	3	18	0	2	0	1	33
05	Eric Garcia	g	3-7	2-4	0-0	0	0	0	4	8	6	2	0	0	30
05	Jaylen Allen	g	0-3	0-1	0-0	0	2	2	0	0	0	0	0	0	12
00	Dishon Lowery	g	1-1	0-0	0-0	2	0	2	2	0	0	0	0	0	5
01	Derrick Brooks	g	1-2	0-0	0-2	0	1	1	2	0	0	0	0	0	13
04	Donovan Theme-Love	g	2-4	0-1	0-0	0	0	1	4	1	1	0	0	0	11
10	Nathan Hoover	g	1-8	0-3	0-0	0	2	2	2	1	0	2	0	0	23
23	Justin Tucker	g	0-2	0-0	0-0	1	1	2	0	0	0	0	0	0	12
50	Matthew Pearam	g	3-3	0-0	0-0	0	2	2	4	6	0	2	0	1	15
Totals			26-63	5-20	6-8	12	21	33	28	63	11	12	2	4	200

FG % 1st Half: 12-28 42.9% 2nd Half: 14-35 40.0% Game: 26-63 41.3%
3FG % 1st Half: 3-10 30.0% 2nd Half: 3-9 33.3% Game: 5-17 29.4%
FT % 1st Half: 0-0 0.0% 2nd Half: 6-8 75.0% Game: 6-8 75.0%

TCU 72 • 9-1

#	Player	Total	FG	FGA	3-Ptr	FT	FTA	Rebounds	PF	TP	A	TO	Blk	Stl	Min
10	Brodziansky, Vlad	f	4-10	0-0	2-3	3	5	8	1	10	0	0	5	0	23
15	Miller, JD	f	4-7	1-3	3-4	1	3	4	0	12	2	1	1	2	23
00	Fisher, Jaylen	g	3-10	2-6	5-6	1	1	2	1	13	4	3	0	2	36
25	Robinson, Alex	g	1-6	1-2	1-2	1	1	2	4	5	3	0	1	0	34
34	Williams, Kenrich	g	2-4	0-0	7-12	4	9	13	1	11	4	0	1	0	29
01	Bane, Desmond	g	4-5	0-0	2-3	2	0	2	1	10	1	1	0	1	16
02	Trent, Malique	g	0-0	0-0	0-2	0	1	1	0	0	0	0	0	0	3
11	Parrish, Brandon	g	2-6	2-6	0-0	1	4	5	3	6	2	0	2	0	19
32	Shepherd, Karviar	g	1-1	0-0	3-4	2	2	1	5	0	2	0	0	0	11
33	Washington, Chris	g	0-0	0-0	1-5	0	0	0	1	0	0	0	0	0	6
Totals			21-49	6-19	24-41	13	26	39	10	72	16	12	7	8	200

FG % 1st Half: 10-25 40.0% 2nd Half: 11-24 45.8% Game: 21-49 42.9%
3FG % 1st Half: 2-10 20.0% 2nd Half: 4-9 44.4% Game: 6-19 31.6%
FT % 1st Half: 9-20 45.0% 2nd Half: 15-21 71.4% Game: 24-41 58.5%

Officials: Mike Stuart, Tony Martinez, Chance Moore

Technical fouls: Wofford-None. TCU-None.

Attendance: 5922

Score by periods	1st	2nd	Total
Wofford	26	37	63
TCU	31	41	72

GAME NO. 13

NO. 3/3 KANSAS 86, TCU 80

DEC. 30, 2016 // SCHOLLMAYER ARENA

Kansas 86 • 12-1, 1-0

#	Player	Total		3-Ptr		Rebounds		PF	TP	A	TO	Bk	Stl	Min
		FG-FGA	FG-FGA	FT-FTA	Off Def Tot	PF	TP							
33	Lucas, Landen	c	7-9	0-0	1-3	7	10	17	4	15	1	1	0	30
00	Mason III, Frank	g	6-13	1-4	9-10	1	3	4	2	22	7	1	0	35
04	Graham, Devonte	g	3-14	1-7	4-4	0	2	2	1	11	6	1	0	36
10	Mykhailiuk, Svi	g	4-7	3-5	1-2	1	2	3	2	12	3	3	1	37
11	Jackson, Josh	g	2-8	0-0	0-0	1	1	2	5	4	3	1	0	12
02	Vick, Lagerald	g	5-11	3-6	4-4	0	2	2	17	0	3	1	0	34
15	Braqq Jr., Carlton	g	2-5	0-0	1-2	4	5	9	3	5	0	1	1	16
Team					0	0	0	1						
Totals			29-67	8-22	20-25	14	25	39	20	86	20	8	3	4

FG % 1st Half: 18-36 50.0% 2nd half: 11-31 35.5% Game: 29-67 43.3%
3FG % 1st Half: 5-13 38.5% 2nd half: 3-9 33.3% Game: 8-25 32.0%
FT % 1st Half: 7-8 87.5% 2nd half: 13-17 76.5% Game: 20-25 80.0%

TCU 80 • 11-2, 0-1

#	Player	Total		3-Ptr		Rebounds		PF	TP	A	TO	Bk	Stl	Min
		FG-FGA	FG-FGA	FT-FTA	Off Def Tot	PF	TP							
10	Brodziansky, Vlad	r	9-19	0-0	10-11	4	5	9	1	28	0	0	3	31
15	Miller, JD	r	2-6	2-5	2-5	2	6	8	0	8	2	2	1	23
00	Fisher, Jaylen	g	1-5	0-1	2-2	0	1	4	4	4	9	5	0	38
04	Robinson, Alex	g	5-10	0-2	0-1	0	0	0	10	4	2	1	2	27
34	Williams, Kenrich	g	3-9	2-5	3-4	3	8	11	3	11	2	2	0	39
01	Bane, Desmond	g	2-4	0-1	0-0	2	2	4	4	4	1	1	0	9
02	Williams, Michael	g	1-2	0-0	2-2	0	1	0	4	2	1	0	1	7
11	Parrish, Brandon	g	3-5	3-4	0-0	0	1	1	2	9	0	0	0	17
32	Shepherd, Karviar	g	1-1	0-0	0-0	0	1	1	2	0	2	0	0	5
33	Washburn, Chris	g	0-0	0-0	0-0	0	0	0	1	0	0	0	0	4
Team					1	2	3							
Totals			27-61	7-18	19-25	12	27	39	20	80	19	15	6	5

FG % 1st Half: 14-29 48.3% 2nd half: 13-32 40.6% Game: 27-61 44.3%
3FG % 1st Half: 5-8 62.5% 2nd half: 2-10 20.0% Game: 7-18 38.9%
FT % 1st Half: 11-13 84.6% 2nd half: 8-12 66.7% Game: 19-25 76.0%

Officials: Doug Simms, Patrick Adams, Kipp Kissinger
Technical fouls: Kansas-Jackson, Josh; TEAM, TCU-None.
Attendance: 6539

Score by periods			
	1st	2nd	Total
Kansas	48	38	86
TCU	44	36	80

Last FG - TCU 2nd-01:23, TCU 2nd-02:35.
Largest lead - KU by 9 2nd-04:09, TCU by 10 1st-12:57.
TCU led for 26:57, TCU led for 11:30. Game was tied for 03:17.

GAME NO. 14

TCU 60, OKLAHOMA 57

JAN. 3, 2017 // SCHOLLMAYER ARENA

Oklahoma 57 • 6-7, 0-2 Big 12

#	Player	Total		3-Ptr		Rebounds		PF	TP	A	TO	Bk	Stl	Min
		FG-FGA	FG-FGA	FT-FTA	Off Def Tot	PF	TP							
11	Doolittle, Kristian	r	3-8	0-0	2-4	2	4	6	2	8	1	2	0	21
12	Lattin, Khadaseem	r	3-3	0-0	0-1	2	1	3	4	6	0	0	2	1
00	Odoms, Rashard	g	2-6	0-0	1-2	1	3	4	1	5	2	0	1	22
03	James, Christian	g	1-10	0-3	1-2	1	2	3	1	3	2	2	0	32
13	Shepherd, Jordan	g	0-4	0-1	0-0	0	0	0	4	0	3	0	0	20
00	Strong-Moore, Darrion	g	4-8	2-5	0-0	0	1	1	0	10	1	1	0	20
04	McNeace, Jamuni	g	1-4	0-0	0-0	1	3	4	2	0	2	1	0	18
05	Freeman, Matt	g	4-6	2-3	0-0	0	0	0	0	10	2	1	1	14
33	McGusty, Kameron	g	4-11	1-3	2-2	1	2	3	1	11	3	1	1	27
21	Buford, Dante	g	1-2	0-1	0-0	1	0	1	0	2	0	0	1	4
Team					3	3	6			1				
Totals			23-62	5-16	6-11	12	19	31	17	57	13	13	6	10

FG % 1st Half: 16-34 47.1% 2nd half: 7-28 25.0% Game: 23-62 37.1%
3FG % 1st Half: 3-6 50.0% 2nd half: 2-10 20.0% Game: 5-16 31.3%
FT % 1st Half: 3-4 75.0% 2nd half: 3-7 42.9% Game: 6-11 54.5%

TCU 60 • 12-2, 1-1 Big 12

#	Player	Total		3-Ptr		Rebounds		PF	TP	A	TO	Bk	Stl	Min
		FG-FGA	FG-FGA	FT-FTA	Off Def Tot	PF	TP							
10	Brodziansky, Vlad	r	12-2	0-0	2-2	0	2	2	1	4	0	0	3	1
15	Miller, JD	r	1-4	0-3	1-2	0	3	0	3	0	1	2	0	17
00	Fisher, Jaylen	g	2-7	0-2	3-3	0	3	3	3	6	1	4	0	16
02	Cartier, Jevon	g	5-12	3-7	2-2	0	2	0	18	6	2	0	1	33
34	Williams, Kenrich	g	1-3	0-0	0-0	1	5	6	3	2	1	2	0	27
01	Bane, Desmond	g	4-7	1-1	0-1	2	4	6	1	9	1	4	2	25
02	Williams, Michael	g	0-2	0-1	0-0	0	2	2	0	0	1	0	0	9
11	Parrish, Brandon	g	4-7	2-6	4-6	0	2	2	1	10	1	0	1	23
32	Shepherd, Karviar	g	3-3	0-0	2-2	2	3	5	3	8	0	1	1	14
33	Washburn, Chris	g	0-1	0-0	0-0	0	1	1	0	1	0	2	0	4
Team					1	2	3			2				
Totals			21-49	5-17	13-18	6	29	35	12	60	11	16	13	4

FG % 1st Half: 12-28 42.9% 2nd half: 9-21 42.9% Game: 21-49 42.9%
3FG % 1st Half: 4-10 40.0% 2nd half: 1-7 14.3% Game: 5-17 29.4%
FT % 1st Half: 6-8 75.0% 2nd half: 7-10 70.0% Game: 13-18 72.2%

Officials: Joe DeLoosa, Bert Smith, Michael Greenstein
Technical fouls: Oklahoma-None, TCU-None.
Attendance: 5576

Score by periods			
	1st	2nd	Total
Oklahoma	36	19	55
TCU	34	26	60

Last FG - OU 2nd-00:50, TCU 2nd-03:03.
Largest lead - OU by 9 1st-13:12, TCU by 6 2nd-02:03.
TCU led for 35:28, TCU led for 03:38. Game was tied for 00:54.

GAME NO. 15

NO. 7/7 WEST VIRGINIA 82, TCU 70

JAN. 7, 2017 // WVU COLISEUM

TCU 70 • 12-3/1-2

#	Player	Total		3-Ptr		Rebounds		PF	TP	A	TO	Bk	Stl	Min
		FG-FGA	FG-FGA	FT-FTA	Off Def Tot	PF	TP							
10	Brodziansky, Vlad	r	5-6	0-0	4-4	4	2	6	2	14	1	0	0	26
15	Miller, JD	r	0-1	0-0	0-0	0	1	1	0	0	0	1	0	7
00	Fisher, Jaylen	g	3-5	2-2	0	1	3	1	8	4	6	0	1	31
25	Robinson, Alex	g	3-9	2-4	9-11	0	2	2	3	17	2	5	0	23
34	Williams, Kenrich	g	3-14	0-4	0-1	1	4	7	2	6	1	1	0	34
01	Bane, Desmond	g	3-7	0-2	2-3	0	4	4	2	8	1	0	0	22
02	Williams, Michael	g	2-3	1-1	2-2	0	0	0	0	7	1	3	0	15
11	Parrish, Brandon	g	3-5	0-1	0	1	3	4	0	6	3	0	0	18
32	Shepherd, Karviar	g	2-2	0-0	0	0	0	2	4	1	2	0	0	13
33	Washburn, Chris	g	0-0	0-0	0-0	0	0	0	2	0	0	0	0	1
Team					2	3	5			1				
Totals			24-52	5-14	17-21	11	22	33	15	70	14	18	0	5

FG % 1st Half: 10-24 41.7% 2nd half: 14-28 50.0% Game: 24-52 46.2%
3FG % 1st Half: 1-6 16.7% 2nd half: 4-8 50.0% Game: 5-14 35.7%
FT % 1st Half: 7-9 77.8% 2nd half: 10-12 83.3% Game: 17-21 81.0%

West Virginia 82 • 13-2/2-1

#	Player	Total		3-Ptr		Rebounds		PF	TP	A	TO	Bk	Stl	Min
		FG-FGA	FG-FGA	FT-FTA	Off Def Tot	PF	TP							
11	Adrian, Nathan	r	1-6	0-2	2-3	3	6	9	2	4	5	1	0	2
20	Watkins, Brandon	r	4-5	0-0	0-1	1	0	1	3	8	1	0	2	18
23	Ahmad, Esa	r	7-11	0-0	2-2	3	5	3	16	2	2	0	2	29
02	Cartier, Jevon	g	5-12	3-7	0-0	0	0	2	13	5	2	0	0	29
04	Miles Jr., Daxter	g	9-19	3-8	1-2	5	2	7	1	22	2	0	0	1
00	Myers, Treyvon	g	0-2	0-0	0	1	1	2	1	0	1	1	0	8
12	Phillip, Tank	g	1-6	0-3	1-2	0	0	0	3	6	0	0	2	27
15	West, Lamont	g	1-4	1-3	0-0	1	0	1	1	2	3	0	1	0
05	Macon, Elijah	g	0-0	0-0	0	0	0	0	2	0	1	0	0	7
30	Konatte, Sagaba	g	5-7	0-0	3-4	6	2	8	0	13	1	1	3	15
Team					2	3	1			1				
Totals			33-72	7-23	9-14	20	18	38	18	82	23	9	5	8

FG % 1st Half: 15-34 44.1% 2nd half: 18-38 47.4% Game: 33-72 45.8%
3FG % 1st Half: 3-10 30.0% 2nd half: 4-13 30.8% Game: 7-23 30.4%
FT % 1st Half: 6-9 66.7% 2nd half: 3-5 60.0% Game: 9-14 64.3%

Officials: Ray Nallie, Rick Crawford, Marques Pettigrew
Technical fouls: TCU-Team, West Virginia-None.
Attendance: 12568

GAME NO. 19

BAYLOR 62, TCU 53

JAN. 21, 2017 // SCHOLLMAYER ARENA

Baylor 62 • 18-1 (6-1)

#	Player	3-Pt			Reb	Def	PF	TP	TO	Blk	Stl	Min			
		FG-FGA	FG-FTA	FT-FTA											
00	Lual-Aculi Jr., Jo	r	5-8	1-2	0-2	3	2	5	2	11	0	0	28		
05	Motley, Johnathan	r	6-16	0-0	3-4	4	4	8	4	15	2	2	0	34	
09	Lecomte, Manu	g	5-11	3-8	4-5	0	4	4	1	17	4	3	0	36	
24	Wainright, Ishmail	g	2-4	1-3	0-0	1	4	5	3	5	1	3	0	34	
25	Freeman, Al	g	2-6	0-3	1-2	0	1	1	2	5	4	0	2	30	
03	Lindsey, Jake	g	0-2	0-1	0-0	1	3	4	1	0	1	1	0	20	
21	Omot, Nuni	g	1-3	1-3	0-0	0	1	1	2	3	0	1	0	7	
23	Maston, Terry	g	2-4	0-0	2-2	1	2	3	3	6	0	0	0	11	
Team						0	6	6						2	
Totals			23-54	6-20	10-15	10	27	37	18	62	12	10	1	4	200

FG % 1st Half: 10-25 40.0% 2nd half: 13-29 44.8% Game: 23-54 42.6%
3FG % 1st Half: 4-12 33.3% 2nd half: 2-8 25.0% Game: 6-20 30.0%
FT % 1st Half: 2-6 33.3% 2nd half: 8-9 88.9% Game: 10-15 66.7%

TCU 53 • 14-5 (3-4)

#	Player		3-Pt			Rebounds							PF	TP	TO	Rk	Stl	Min
			F	R	FTA	F	R	FT	TR	DR	OR							
10	Brodziansky, Vlad	r	6-14	2-5	5-6	6	4	10	1	19	1	3	2	0	33			
15	Miller, JD	r	0-1	0-0	0-0	1	1	2	0	0	0	0	0	0	6			
00	Fisher, Jaylen	r	1-10	1-8	1-2	0	1	1	0	4	5	1	0	0	35			
25	Robinson, Alex	g	3-11	1-4	0-4	0	1	1	0	9	2	1	1	2	36			
34	Williams, Kenrich	g	6-12	2-6	2-3	4	8	12	3	16	0	1	3	3	36			
01	Bane, Desmond	g	1-2	0-0	2-2	0	2	3	4	2	0	0	0	0	14			
11	Parrish, Brandon	g	0-3	0-2	0-0	1	1	2	0	0	0	0	0	0	7			
33	Shepherd, Karviar	g	0-5	0-0	1-2	3	3	6	3	1	2	1	0	0	30			
23	Washburn, Chris	g	0-0	0-0	0-0	0	0	1	0	0	0	0	0	0	3			
	Team					0	2	2							2			
Totals			17-58	6-25	13-19	15	23	38	16	53	12	8	4	5	200			

FG % 1st Half: 10-30 33.3% 2nd half: 7-28 25.0% Game: 17-58 29.3%
3FG % 1st Half: 5-13 38.5% 2nd half: 1-12 8.3% Game: 6-25 24.0%
FT % 1st Half: 3-6 50.0% 2nd half: 10-13 76.9% Game: 13-19 68.4%

Officials: Joe DeRosa, Patrick Adams, Brooks Wells
Technical fouls: Baylor-None. TCU-None.
Attendance: 7276

Score by periods	1st	2nd	Total
Baylor	26	36	62
TCU	28	25	53

Last FG - BU by 10:20-00:55, TCU 2nd 00:50.
Largest lead - BU by 10:20-00:19, TCU by 2:41-01:36.
BU led for 32:38. TCU led for 04:47. Game was tied for 02:35.

Points	In	Off	2nd	Fast
BU	30	9	10	2
TCU	18	11	15	7

Score tied - 7 times.
Lead changed - 16 times.

GAME NO. 22

TCU 86, KANSAS STATE 80

FEB. 1, 2017 // BRAMLAGE COLISEUM

TCU 86 • 15-7 (4-5)

#	Player	Total			3-Ptr			Reb			PF	TP	A	TO	Blk	Stl	Min
		F	R	FT	F	R	FT	O	D	T							
10	Brodziansky, Vlad	r	7-9	0-0	3-4	4	0	4	4	17	0	4	4	1	0	3	26
15	Miller, JD	r	7-10	4-5	0-1	0	2	2	4	18	3	4	0	1	0	1	32
00	Fisher, Jaylen	g	4-7	2-3	2-3	0	2	2	4	12	4	3	0	3	0	3	24
25	Robinson, Alex	g	4-14	1-2	3-3	2	2	4	0	12	8	4	2	4	2	4	45
34	Williams, Kenrich	g	4-9	3-4	0-0	2	2	10	3	11	3	2	0	4	2	4	42
01	Bane, Desmond	g	1-2	0-0	0-0	2	2	1	2	0	0	0	0	1	0	0	20
02	Williams, Michael	g	0-0	0-0	0-0	0	0	0	0	0	0	0	1	0	0	0	5
11	Parrish, Brandon	g	1-4	0-3	0-0	1	0	1	1	2	0	2	0	0	0	0	12
33	Shepherd, Karviar	g	3-4	0-0	5-6	3	2	5	3	11	1	2	0	1	0	1	13
23	Washburn, Chris	g	0-3	0-0	1-2	1	1	2	1	1	1	1	0	0	0	0	6
Team																	1
Totals			31-62	10-17	14-19	14	19	33	21	86	20	22	5	13	22	5	225

FG % 1st Half: 14-29 48.3% 2nd half: 13-26 50.0% OT: 4-7 57.1% Game: 31-62 50.0%
3FG % 1st Half: 4-8 50.0% 2nd half: 4-7 57.1% OT: 2-4 100.0% Game: 10-17 58.8%
FT % 1st Half: 3-4 75.0% 2nd half: 8-11 72.7% OT: 3-4 75.0% Game: 14-19 73.7% 4-1

Kansas State 80 • 15-7 (4-5)

#	Player	Total		3-Pt		Rebounds					A	To	Blk	Stl	Min
		FG	FTA	FG	FTA	Off	Def	TP	TP						
04	JOHNSON, D.J.	r	6-7	0-0	2-3	0	4	4	5	14	1	1	3	1	34
32	WADE, Dean	r	0-5	0-3	2-2	1	2	3	4	2	4	1	0	1	19
01	STOKES, Kamau	g	5-16	5-10	6-6	0	5	3	21	7	7	0	1	4	42
05	BROWN, Barry	g	3-7	1-4	0-0	0	1	1	2	7	2	4	0	5	38
25	IKUNODU, Wesley	g	4-9	0-0	2-6	1	3	4	1	10	2	1	0	2	39
03	ERVIN II, Carlie	g	1-3	0-1	0-0	3	1	4	0	2	1	1	0	0	14
10	MAURICE, Isaiah	g	2-4	0-0	1-2	1	3	4	5	1	2	0	0	0	9
20	SNEED, Xavier	g	4-4	3-3	8-9	4	1	5	3	19	3	3	0	1	30
	Team														1
Totals			25-55	9-21	21-28	13	18	31	22	80	21	20	3	11	225

FG % 1st Half: 14-24 58.3% 2nd half: 9-27 33.3% OT: 2-4 50.0% Game: 25-55 45.5%
3FG % 1st Half: 4-7 57.1% 2nd half: 4-12 33.3% OT: 1-2 50.0% Game: 9-21 42.9%
FT % 1st Half: 7-7 100.0% 2nd half: 12-15 80.0% OT: 2-6 33.3% Game: 21-28 75.0% 4

Officials: Gerry Pollard, Kipp Kissinger, Larry Spaulding
Technical fouls: TCU-None. Kansas State-None.
Attendance: 11103

Score by periods	1st	2nd	OT	Total
TCU	35	38	13	86
Kansas State	39	34	7	80

Last FG - TCU OT-01:48, KS OT-01:04.
Largest lead - TCU by 14:48-08:55, KS by 7:14-00:43.
TCU led for 20:22. KS led for 10:40. Game was tied for 04:57.

Points	In	Off	2nd	Fast
TCU	30	22	17	18
KS	30	23	13	6

Score tied - 12 times.
Lead changed - 12 times.

GAME NO. 20

OKLAHOMA STATE 89, TCU 76

JAN. 23, 2017 // GALLAGHER-IBA ARENA

TCU 76 • 14-6, 3-5 Big 12

#	Player	F	R	3-PT	Rebounds								Min					
					FG	FTA	FT	OT	Def	TP	TO	A		TO	Blk	Stl		
10	Brodziansky, Vlad	r	5	10	1	2	9	10	2	4	6	2	20	0	2	1	0	29
00	Fisher, Jaylen	g	3	7	1	5	0	0	3	3	1	7	3	4	0	0	0	33
11	Parrish, Brandon	g	0	6	0	4	1	2	1	0	1	2	1	0	1	0	1	18
25	Robinson, Alex	g	3	8	1	3	6	6	0	2	2	5	13	3	2	1	0	30
34	Williams, Kenrich	g	7	10	2	5	4	4	5	7	12	4	20	2	1	0	1	37
01	Bane, Desmond	g	1	4	0	1	0	0	0	0	0	2	2	0	2	0	0	12
02	Williams, Michael	g	1	4	0	3	0	0	0	2	2	0	2	1	0	0	0	10
15	Miller, JD	r	1	7	1	3	2	2	1	1	2	1	5	1	0	0	0	21
32	Shepherd, Karviar	g	3	4	0	0	0	0	2	0	2	3	6	0	0	0	0	7
23	Washburn, Chris	g	0	1	0	0	0	0	0	1	0	0	0	0	0	0	0	3
	Team																	2
Totals			24	61	6	26	22	24	13	22	35	20	76	10	12	2	2	200

FG % 1st Half: 10-31 32.3% 2nd half: 14-30 46.7% Game: 24-61 39.3%
3FG % 1st Half: 1-11 9.1% 2nd half: 5-15 33.3% Game: 6-26 23.1%
FT % 1st Half: 8-9 88.9% 2nd half: 14-15 93.3% Game: 22-24 91.7%

Oklahoma State 89 • 12-8, 2-6 Big 12

#	Player	Total		3-Ptr		Rebounds								PF	TP	A	TO	Blk	Stl	Min
		F	R	F	R	Off	Def	FT	FT	FT	FT	FT	FT							
23	Hammonds, Leyton	r	1-4	0-1	4-4	0	6	6	5	6	1	1	1	0	28					
30	Carroll, Jeffrey	r	5-6	1-1	8-8	1	9	10	2	19	1	1	1	1	35					
41	Solomon, Mitchell	c	3-4	0-0	2-2	0	4	4	4	8	0	0	1	0	17					
01	Evan, Jawun	g	11-17	2-4	3-3	0	2	2	1	27	8	1	0	1	35					
13	Forté, Phil	g	4-10	1-6	0-0	0	1	1	3	9	2	1	0	0	30					
00	Avarette, Brandon	g	3-7	0-0	0-0	0	0	0	0	6	1	0	0	0	13					
04	Dzagnwa, Thomas	g	0-0	0-0	0-0	0	0	0	1	0	0	0	0	0	2					
12	McGriff, Cameron	g	0-1	0-1	0-0	0	0	0	0	0	0	0	0	1	11					
14	N'Guessan, Lucas	g	2-2	0-0	0-0	0	0	2	4	0	1	0	0	0	7					
21	Watkins, Lindy	g	0-1	0-0	0-0	0	0	0	0	0	0	1	0	0	6					
24	Dillard, Devon	g	3-7	1-2	3-4	2	1	3	0	10	0	1	0	1	16					
Team																				
Totals			32-59	5-15	20-21	5	25	30	18	89	13	7	4	6	200					

GAME NO. 25

BAYLOR 70, TCU 52

FEB. 11, 2017 // FARRELL CENTER

Official Basketball Box Score -- Game Totals -- Final Statistics
TCU vs Baylor
02/11/17 1 p.m. at Ferrell Center (Waco, Texas)

TCU 52 • 17-8 (6-6)

##	Player	Total FG-FGA	3-Pr FG-FGA	FT-FTA	Rebounds Off Def Tot	PF	TP	A	TO	Bk	Stl	Min
00	Brodziansky, Vlad	3-12	0-2	0-0	2 3 5	3	6	0	1	2	0	23
15	Miller, JD	2-5	2-4	1-2	0 1 1	2	7	0	0	0	1	24
34	Williams, Kenneth	5-10	0-3	0-2	2 4 6	3	10	0	0	0	0	37
00	Fisher, Jaylen	6-9	2-4	4-4	0 1 1	0	18	3	1	0	0	36
25	Robinson, Alex	2-8	0-1	0-0	1 2 3	1	4	1	0	0	0	33
01	Bane, Desmond	1-3	0-2	0-0	0 1 1	1	2	0	1	0	0	12
02	Williams, Michael	0-0	0-0	0-0	0 0 0	0	0	0	1	1	0	3
11	Parrish, Brandon	1-4	1-2	0-0	0 2 2	1	3	0	0	0	0	14
32	Shepherd, Karviar	0-2	0-0	2-2	2 1 3	2	2	1	0	0	0	16
33	Washburn, Chris	0-0	0-0	0-0	0 0 0	1	0	0	1	0	0	2
Team		3 1 4										
Totals		20-53	5-18	7-10	10 16 26	14	52	10	7	2	1	200

FG % 1st Half: 6-26 23.1% 2nd half: 14-27 51.9% Game: 20-53 37.7%
 3FG % 1st Half: 0-5 0.0% 2nd half: 5-13 38.5% Game: 5-18 27.8%
 FT % 1st Half: 5-6 83.3% 2nd half: 2-4 50.0% Game: 7-10 70.0%

Baylor 70 • 22-3 (9-3) #6/8

##	Player	Total FG-FGA	3-Pr FG-FGA	FT-FTA	Rebounds Off Def Tot	PF	TP	A	TO	Bk	Stl	Min
00	Lual-Aculi Jr., Jo	1-2	0-1	0-0	2 7 9	1	4	0	1	3	1	28
05	Motley, Johnathan	7-12	0-1	1-1	2 5 7	1	25	2	2	1	0	31
20	McCombe, Manu	6-11	3-6	2-3	0 2 2	3	17	2	0	0	1	32
05	McCurry, King	0-0	0-0	0-0	0 13 1	0	0	0	0	0	0	25
24	Wainwright, Ishmail	2-5	1-3	0-0	2 3 5	1	5	1	0	0	0	20
01	Mitchell, Wendell	0-0	0-0	0-0	1 1 2	0	0	0	0	0	0	2
03	Lindsey, Jake	5-5	0-2	3-1	0 2 2	1	3	0	2	1	0	21
17	Omoto, Kuni	1-3	0-1	0-0	1 2 3	2	2	1	2	0	0	10
20	Davis, Jonathan	0-0	0-0	0-0	0 0 0	0	0	0	0	0	0	1
31	Heston, Terry	1-4	0-0	0-0	1 1 3	2	1	0	1	0	0	20
Team		2 3 3										
Totals		30-56	7-18	3-5	11 25 36	12	70	14	8	7	5	200

FG % 1st Half: 14-28 50.0% 2nd half: 16-28 57.1% Game: 30-56 53.6%
 3FG % 1st Half: 4-11 36.4% 2nd half: 4-12 33.3% Game: 8-23 34.7%
 FT % 1st Half: 0-0 0.0% 2nd half: 3-5 60.0% Game: 3-5 60.0%

Officials: R. Gerry Pollard, UI - Ray Natili, U2 - Paul Janssen
 Technical fouls: TCU-Williams, Kenneth. Baylor-None.
 Attendance: 7900

Score by periods	1st	2nd	Total
TCU	17	35	52
Baylor	32	38	70

Points	In	Off	2nd	Fast
TCU	26	5	15	6
BU	42	13	11	0

Score tied - 1 time.	Lead changed - 0 times.
----------------------	-------------------------

Largest lead - TCU None, BU by 22 2nd-03:57.
 TCU led for 00:00. BU led for 38:07. Game was tied for 01:12.

GAME NO. 26

OKLAHOMA STATE 71, TCU 68

FEB. 15, 2017 // SCHOLLMAYER ARENA

Official Basketball Box Score -- Game Totals -- Final Statistics
Oklaoma State vs TCU
02/15/17 8 PM at Fort Worth, Texas (Schollmaier Arena)

Oklaoma State 71 • 17-9 (6-7)

##	Player	Total FG-FGA	3-Pr FG-FGA	FT-FTA	Rebounds Off Def Tot	PF	TP	A	TO	Bk	Stl	Min
22	Hammonds, Leyton	8-13	5-8	0-0	2 5 7	1	21	0	1	0	1	36
30	Carroll, Jeffrey	6-13	2-6	3-3	3 4 7	2	17	0	2	0	1	35
01	Solomon, Mitchell	4-4	0-0	0-0	1 3 4	3	8	0	1	4	0	28
00	Fisher, Jaylen	8-17	0-3	0-0	0 4 4	1	16	12	3	0	1	35
13	Forte, Phil	1-5	1-2	0-0	0 1 1	0	3	4	0	0	0	31
00	Avetteit, Brandon	1-1	0-0	2-2	0 0 0	3	4	1	0	0	0	12
04	Dziagwa, Thomas	0-0	0-0	0-0	0 0 0	0	0	0	0	0	0	2
12	McGriff, Cameron	1-1	0-0	0-0	1 1 2	2	2	0	0	0	0	10
14	N'Guessan, Lucas	0-1	0-0	0-0	0 0 0	0	0	0	0	0	0	3
24	Dillard, Davon	0-2	0-1	0-0	1 0 1	0	0	0	2	0	0	8
Team		0 1 1										
Totals		29-57	8-20	5-5	8 19 27	13	71	17	9	4	3	200

FG % 1st Half: 13-28 46.4% 2nd half: 16-29 55.2% Game: 29-57 50.9%
 3FG % 1st Half: 6-14 42.9% 2nd half: 2-6 33.3% Game: 8-20 40.0%
 FT % 1st Half: 2-2 100.0 2nd half: 3-3 100.0 Game: 5-5 100.0

TCU 68 • 17-9 (6-7)

##	Player	Total FG-FGA	3-Pr FG-FGA	FT-FTA	Rebounds Off Def Tot	PF	TP	A	TO	Bk	Stl	Min
00	Brodziansky, Vlad	1-7	1-2	5-6	1 4 5	1	12	0	1	0	0	21
15	Miller, JD	6-11	2-5	2-2	0 3 3	0	16	1	0	0	0	28
00	Fisher, Jaylen	2-7	1-3	3-3	0 2 2	8	4	1	0	0	0	31
25	Robinson, Alex	0-0	0-0	0-0	1 1 1	9	6	0	0	0	0	32
34	Williams, Kenneth	5-12	2-4	0-0	4 7 11	2	12	3	0	0	0	37
01	Bane, Desmond	1-2	1-1	0-0	0 1 1	1	3	0	0	0	0	13
04	Williams, Michael	0-0	0-0	0-0	0 1 1	0	0	0	0	0	0	6
11	Parrish, Brandon	0-0	0-0	0-0	1 0 1	0	0	0	0	1	0	12
32	Shepherd, Karviar	1-2	0-0	0-0	0 0 0	3	2	1	0	1	0	12
33	Washburn, Chris	2-2	0-0	2-2	1 1 2	1	6	0	1	0	0	7
Team		1 2 3										
Totals		24-52	8-20	12-13	8 20 28	16	68	16	10	2	4	200

FG % 1st Half: 11-25 44.0% 2nd half: 13-27 48.1% Game: 24-52 46.2%
 3FG % 1st Half: 4-11 36.4% 2nd half: 4-11 36.4% Game: 8-20 40.0%
 FT % 1st Half: 3-4 75.0% 2nd half: 9-9 100.0 Game: 12-13 92.3%

Officials: Joe DeRosa, Don Daily, Tony Padilla
 Technical fouls: Oklahoma State-None. TCU-None.
 Attendance: 6301

Score by periods	1st	2nd	Total
Oklaoma State	34	37	71
TCU	29	39	68

Points	In	Off	2nd	Fast
TCU	38	17	9	6
OSU	32	9	11	10

Score tied - 7 times.	Lead changed - 8 times.
-----------------------	-------------------------

Largest lead - OSU by 7 2nd-12:56, TCU by 6 1st-08:24.
 OSU led for 23:35. TCU led for 11:04. Game was tied for 05:11.

GAME NO. 27

IOWA STATE 84, TCU 71

FEB. 18, 2017 // HILTON COLISEUM

Official Basketball Box Score -- Game Totals -- Final Statistics
TCU vs Iowa State
02-18-17 5:05 p.m. at Hilton Coliseum - Ames, Iowa

TCU 71 • 17-9, 6-8

##	Player	Total FG-FGA	3-Pr FG-FGA	FT-FTA	Rebounds Off Def Tot	PF	TP	A	TO	Bk	Stl	Min
00	Fisher, Jaylen	5-10	1-2	0-0	1 2 3	3	11	3	2	0	0	31
10	Brodziansky, Vlad	4-8	1-2	2-2	3 4 7	3	11	1	2	1	0	22
15	Miller, JD	4-9	2-5	0-1	1 5 6	1	10	0	2	1	1	34
25	Robinson, Alex	7-13	1-4	1-1	0 2 2	3	16	8	0	0	1	36
34	Williams, Kenneth	4-7	2-3	0-1	1 1 2	5	10	1	3	0	1	30
01	Bane, Desmond	3-4	0-0	1-1	1 4 5	7	0	0	0	0	0	15
02	Williams, Michael	1-2	1-1	0-0	0 1 1	0	3	0	0	0	0	7
11	Parrish, Brandon	0-1	0-1	0-0	0 0 0	0	0	0	0	0	0	6
20	Dry, Dalton	0-0	0-0	0-0	0 0 0	0	0	0	0	0	0	1
32	Shepherd, Karviar	0-0	0-0	0-0	0 0 0	0	0	0	0	0	0	5
33	Washburn, Chris	1-1	0-0	1-2	0 1 1	2	3	1	4	0	0	12
Team		0 0 1										
Totals		29-55	8-18	5-8	7 21 28	19	71	14	19	2	3	200

FG % 1st Half: 12-21 57.1% 2nd half: 17-34 50.0% Game: 29-55 52.7%
 3FG % 1st Half: 4-8 50.0% 2nd half: 4-10 40.0% Game: 8-18 44.4%
 FT % 1st Half: 1-1 33.3% 2nd half: 4-5 80.0% Game: 5-8 62.5%

Iowa State 84 • 17-9, 9-5

##	Player	Total FG-FGA	3-Pr FG-FGA	FT-FTA	Rebounds Off Def Tot	PF	TP	A	TO	Bk	Stl	Min
11	Morris, Monte	5-11	2-4	6-6	0 2 2	0	18	1	0	2	0	33
15	Mitrou-Long, Naz	8-13	7-12	2-2	0 7 7	3	25	1	2	0	0	32
21	Thomas, Matt	0-5	0-4	2-2	0 1 1	0	2	0	0	0	0	32
30	Burton, Deonte	6-9	1-3	5-6	0 6 6	3	18	3	0	0	0	32
33	Young, Solomon	2-3	0-0	0-0	2 2 4	0	0	0	0	0	0	26
00	Carter, Simenon	0-0	0-0	0-0	0 0 0	0	0	0	0	0	0	1
01	Weller-Babb, Nick	0-3	0-0	0-0	0 0 0	0	0	0	0	0	0	6
04	Holden, Donovan	3-3	2-2	3-4	1 1 2	1	13	2	0	1	1	15
05	Holden, Merrill	0-0	0-0	0-0	1 0 1	2	0	0	0	0	0	2
10	Bowie, Darrell	3-5	0-0	0-1	2 2 4	2	6	0	0	0	0	16
02	Long, Jacobly	0-1	0-0	0-0	0 0 0	0	0	0	0	0	0	1
23	Greder, Wes	0-0	0-0	0-0	0 0 0	0	0	0	0	0	0	1
Team		0 0 0										
Totals		27-53	12-25	18-21	6 22 28	14	84	19	11	0	7	200

FG % 1st Half: 12-25 48.0% 2nd half: 15-28 53.6% Game: 27-53 50.9%
 3FG % 1st Half: 6-12 50.0% 2nd half: 6-13 46.2% Game: 12-25 48.0%
 FT % 1st Half: 9-10 90.0% 2nd half: 9-11 81.8% Game: 18-21 85.7%

Officials: Damon George, Jeb Hartness, Marques Pettigrew
 Technical fouls: TCU-None. Iowa State-None.
 Attendance: 14384
 Fouled Out: TCU by #34 Williams @ 1:47

Score by periods	1st	2nd	Total
TCU	29	42	71
Iowa State	50	45	84

Points	In	Off	2nd	Fast
TCU	36	14	4	0
ISU	24	17	8	0

Score tied - 3 times.	Lead changed - 6 times.
-----------------------	-------------------------

Largest lead - TCU by 7 1st-09:22, ISU by 15 2nd-06:22.
 TCU led for 05:00. ISU led for 35:48. Game was tied for 04:12.

GAME NO. 28

KANSAS 87, TCU 68

FEB. 22, 2017 // ALLEN FIELDHOUSE

Official Basketball Box Score -- Game Totals -- Final Statistics
TCU vs Kansas
02/22/17 6:04 p.m. at Lawrence, Kan. (Allen Fieldhouse)

TCU 68 • 17-11, 6-9

GAME NO. 31
OKLAHOMA 73, TCU 68
MARCH 4, 2017 // LLOYD NOBLE CENTER

Official Basketball Box Score -- Game Totals -- Final Statistics
TCU vs Oklahoma
05/04/17 2 pm at Lloyd Noble Center

TCU 68 • 17-14, 6-12

#	Player	Total		3-Ptr		Rebounds		PF	TP	A TO Blk Stl			Min
		FG-FGA	FG-FGA	FT-FTA	Off Def Tot								
10	Brodziansky, Vlad	r	7-14	0-0	3-4	2 2 4	4	17	1	0	0	0	31
15	Miller, JD	f	3-9	1-5	0-2	1 5 6	3	7	1	1	1	1	33
06	Fisher, Jaylen	g	3-14	1-3	0-0	0 2 2	2	7	4	0	0	1	33
25	Robinson, Alex	g	2-8	1-2	1-2	0 4 4	2	6	6	3	0	0	33
34	Williams, Kenrich	g	7-10	3-3	0-1	5 8 13	2	17	3	0	0	1	39
01	Bane, Desmond		2-4	0-1	0-0	1 1 2	1	4	1	1	0	0	12
02	Williams, Michael		0-1	0-0	0-0	0 0 0	0	0	0	0	0	0	3
11	Parrish, Brandon		2-4	2-3	0-0	1 0 1	0	6	1	0	0	0	7
32	Shepherd, Karviar		1-1	0-0	0-0	0 0 0	1	2	0	0	0	0	4
33	Washburn, Chris		1-2	0-0	0-0	1 0 1	3	2	1	1	0	0	5
Team						3 2 5							
Totals			28-67	8-17	4-9	14 24 38	18	68	18	6	1	3	200
FG % 1st Half: 13-34 38.2% 2nd half: 15-33 45.5% Game: 28-67 41.8% Deadball													
3FG % 1st Half: 4-7 57.1% 2nd half: 4-10 40.0% Game: 8-17 47.1% Rebounds													
FT % 1st Half: 1-1 100.0 2nd half: 3-8 37.5% Game: 4-9 44.4% 0													

Oklahoma 73 • 11-19, 5-13

#	Player	Total		3-Ptr		Rebounds		PF	TP	A TO Blk Stl			Min
		FG-FGA	FG-FGA	FT-FTA	Off Def Tot								
11	Doolittle, Kristian	r	5-13	1-2	8-9	4 9 13	3	19	1	3	0	0	32
12	Lattin, Khadeem	r	3-9	0-0	1-2	3 7 10	3	7	0	1	5	2	28
00	Strong-Moore, Darrion	g	1-3	1-3	0-0	0 1 1	1	3	2	0	0	1	18
03	James, Christian	g	4-8	0-2	0-1	0 2 2	0	8	1	0	0	0	17
20	McGusty, Kameron	g	8-14	2-3	4-4	0 1 1	0	22	1	1	0	0	35
04	McNeace, Jamuni		1-3	0-0	2-4	0 2 2	2	4	0	1	1	0	12
05	Freeman, Matt		0-2	0-1	0-0	0 2 2	0	0	0	0	0	0	8
13	Shepherd, Jordan		2-3	0-1	2-2	0 2 2	3	6	2	0	0	0	29
21	Buford, Dante		2-4	0-2	0-0	3 1 4	0	4	0	1	1	0	21
22	Harper, Daniel		0-0	0-0	0 0 0	0	0	0	0	0	0	0	0+
25	Cole, C.J.		0-0	0-0	0 0 0	0	0	0	0	0	0	0	0+
Team						1 3 4							
Totals			26-59	4-14	17-22	11 30 41	12	73	7	7	7	3	200
FG % 1st Half: 15-33 45.5% 2nd half: 11-26 42.3% Game: 26-59 44.1% Deadball													
3FG % 1st Half: 1-9 11.1% 2nd half: 3-5 60.0% Game: 4-14 28.6% Rebounds													
FT % 1st Half: 2-4 50.0% 2nd half: 15-18 83.3% Game: 17-22 77.3% 3													

Officials: Rick Crawford, Keith Kimble, Brooks Wells

Technical fouls: TCU-None, Oklahoma-None.

Attendance: 9526

Est. Attendance: 5938

Score by periods	1st	2nd	Total
TCU	31	37	68
Oklahoma	33	40	73

Points	In	Off	2nd	Fast	Bench
TCU	36	17	17	2	14
OU	40	5	15	2	14

Last FG - TCU 2nd-00:13, OU 2nd-01:28.

Largest lead - TCU by 6 2nd-10:35, OU by 9 1st-07:50.

TCU led for 06:47, OU led for 27:39, Game was tied for 05:34.

Score tied - 6 times.
Lead changed - 8 times.

2016-17 TCU Men's Basketball
TCU Combined Team Statistics (as of Mar 04, 2017)
All games

RECORD:	OVERALL	HOME	AWAY	NEUTRAL
ALL GAMES	17-14	13-6	3-8	1-0
CONFERENCE	6-12	4-5	2-7	0-0
NON-CONFERENCE	11-2	9-1	1-1	1-0

##	Player	gp-gs	min	avg	Total		3-Point		F-Throw		Rebounds				pf	dq	a	to	blk	stl	pts	avg
					fg-fga	fg%	3fg-fga	3fg%	ft-fa	ft%	off	def	tot	avg								
10	Brodziansky, Vlad	31-22	742	23.9	155-268	.578	10-26	.385	107-134	.799	66	110	176	5.7	63	0	13	37	72	12	427	13.8
25	Robinson, Alex	31-23	1003	32.4	128-308	.416	33-96	.344	57-92	.620	10	78	88	2.8	52	1	169	80	15	45	346	11.2
34	Williams, Kenrich	29-28	925	31.9	111-238	.466	34-96	.354	41-74	.554	96	176	272	9.4	73	3	63	34	21	39	297	10.2
00	Fisher, Jaylen	31-30	905	29.2	105-264	.398	48-127	.378	51-66	.773	11	49	60	1.9	66	0	132	85	5	33	309	10.0
15	Miller, JD	29-28	559	19.3	83-190	.437	28-85	.329	29-49	.592	21	75	96	3.3	35	0	33	32	13	15	223	7.7
01	Bane, Desmond	31-9	609	19.6	80-156	.513	21-60	.350	29-40	.725	27	62	89	2.9	62	1	28	29	6	10	210	6.8
11	Parrish, Brandon	31-3	554	17.9	60-144	.417	35-96	.365	14-21	.667	21	66	87	2.8	53	0	16	16	6	10	169	5.5
32	Shepherd, Karviar	31-9	380	12.3	52-94	.553	1-1	1.000	37-48	.771	36	45	81	2.6	64	0	18	30	6	9	142	4.6
03	Trent, Malique	12-3	148	12.3	15-42	.357	2-17	.118	14-21	.667	2	12	14	1.2	17	0	12	15	1	11	46	3.8
33	Washburn, Chris	27-0	172	6.4	18-36	.500	0-0	.000	21-38	.553	20	21	41	1.5	39	0	13	21	2	9	57	2.1
02	Williams, Michael	21-0	148	7.0	12-37	.324	9-25	.360	8-8	1.000	0	14	14	0.7	7	0	11	12	0	4	41	2.0
05	Parrish, Josh	7-0	43	6.1	3-8	.375	1-3	.333	1-2	.500	2	3	5	0.7	4	0	2	2	0	1	8	1.1
45	Sottile, Austin	8-0	15	1.9	2-2	1.000	0-0	.000	0-0	.000	0	1	1	0.1	0	0	2	0	0	0	4	0.5
20	Dry, Dalton	8-0	22	2.8	1-4	.250	1-3	.333	0-2	.000	0	2	2	0.3	2	0	2	1	0	1	3	0.4
Team											49	31	80		2		18					
Total.....		31	6225		825-1791	.461	223-635	.351	409-595	.687	361	745	1106	35.7	539	5	514	412	147	199	2282	73.6
Opponents.....		31	6225		788-1783	.442	207-580	.357	378-539	.701	327	684	1011	32.6	565	-	462	409	112	186	2161	69.7

TEAM STATISTICS			TCU	OPP	Date	Opponent	Score	Att.
SCORING			2282	2161	11/11/16	ST. THOMAS	w 82-64	6075
Points per game			73.6	69.7	11/14/16	ALABAMA STATE	w 98-62	5644
Scoring margin			+3.9	-	11/18/16	JACKSONVILLE STATE	w 79-60	5839
FIELD GOALS-ATT			825-1791	788-1783	11/21/16	ILLINOIS STATE	w 80-71	5938
Field goal pct			.461	.442	^ 11/25/16	at UNLV	w 63-59	9815
3 POINT FG-ATT			223-635	207-580	^ 11/26/16	vs Washington	w 93-80	8810
3-point FG pct			.351	.357	11/30/16	WASHINGTON	w 86-71	5966
3-pt FG made per game			7.2	6.7	12/03/16	ARKANSAS STATE	w 77-54	6022
FREE THROWS-ATT			409-595	378-539	12/07/16	at SMU	L 59-74	6967
Free throw pct			.687	.701	12/10/16	WOFFORD	w 72-63	5822
F-Throws made per game			13.2	12.2	12/18/16	TEXAS SOUTHERN	w 96-59	6081
REBOUNDS			1106	1011	12/21/16	BRADLEY	w 74-42	6258
Rebounds per game			35.7	32.6	* 12/30/16	KANSAS	L 80-86	6579
Rebounding margin			+3.1	-	* 01/03/17	OKLAHOMA	w 60-57	5576
ASSISTS			514	462	* 01/07/17	at West Virginia	L 70-82	12568
Assists per game			16.6	14.9	* 01/11/17	at Texas	w 64-61	9661
TURNOVERS			412	409	* 01/14/17	IOWA STATE	w 84-77	6564
Turnovers per game			13.3	13.2	* 01/18/17	at Texas Tech	L 69-75	10052
Turnover margin			-0.1	-	* 01/21/17	BAYLOR	L 53-62	7276
Assist/turnover ratio			1.2	1.1	* 01/23/17	at Oklahoma State	L 76-89	6090
STEALS			199	186	\$ 01/28/17	AUBURN	L 80-88	6874
Steals per game			6.4	6.0	* 02/01/17	at Kansas State	Wot 86-80	11103
BLOCKS			147	112	* 02/04/17	TEXAS	w 78-63	6507
Blocks per game			4.7	3.6	* 02/07/17	TEXAS TECH	w 62-61	6468
ATTENDANCE			118441	123182	* 02/11/17	at Baylor	L 52-70	7906
Home games-Avg/Game			19-6234	11-10397	* 02/15/17	OKLAHOMA STATE	L 68-71	6301
Neutral site-Avg/Game			-	1-8810	* 02-18-17	at Iowa State	L 71-84	14384
Score by Periods			1st	2nd	OT	Totals		
TCU			1055	1214	13	2282		
Opponents			1034	1120	7	2161		

^ = Global Sports Classic (Las Vegas, Nev.)

\$ = SEC/Big 12 Challenge

* = Conference game

2016-17 TCU Men's Basketball
TCU Combined Team Statistics (as of Mar 04, 2017)
Conference games

RECORD:	OVERALL	HOME	AWAY	NEUTRAL
ALL GAMES	6-12	4-5	2-7	0-0
CONFERENCE	6-12	4-5	2-7	0-0
NON-CONFERENCE	0-0	0-0	0-0	0-0

#	Player	gp-gs	min	avg	Total		3-Point		F-Throw		Rebounds								a	to	blk	stl	pts	avg	
					fg-fga	fg%	3fg-fga	3fg%	ft-fa	ft%	off	def	tot	avg	pf	dq									
10	Brodziansky, Vlad	18-18	486	27.0	104-186	.559	10-21	.476	65-75	.867	39	68	107	5.9	40	0	10	26	43	6	283	15.7			
25	Robinson, Alex	18-18	617	34.3	72-184	.391	18-61	.295	35-50	.700	5	49	54	3.0	34	1	97	49	9	19	197	10.9			
34	Williams, Kenrich	18-18	632	35.1	76-162	.469	21-65	.323	17-29	.586	56	115	171	9.5	48	1	41	27	12	28	190	10.6			
00	Fisher, Jaylen	18-18	575	31.9	62-152	.408	31-74	.419	25-33	.758	4	34	38	2.1	37	0	77	49	2	15	180	10.0			
15	Miller, JD	17-16	336	19.8	39-99	.394	20-53	.377	15-27	.556	8	41	49	2.9	20	0	16	19	6	6	113	6.6			
01	Bane, Desmond	18-0	309	17.2	36-76	.474	8-28	.286	8-12	.667	13	35	48	2.7	35	1	13	19	5	3	88	4.9			
11	Parrish, Brandon	18-2	300	16.7	31-81	.383	17-53	.321	9-14	.643	14	28	42	2.3	21	0	8	9	5	3	88	4.9			
32	Shepherd, Karviar	18-0	188	10.4	25-42	.595	0-0	.000	13-16	.813	17	18	35	1.9	40	0	7	17	3	2	63	3.5			
02	Williams, Michael	13-0	91	7.0	7-20	.350	4-11	.364	4-4	1.000	0	8	8	0.6	3	0	7	10	0	2	22	1.7			
33	Washburn, Chris	16-0	86	5.4	7-16	.438	0-0	.000	5-12	.417	6	7	13	0.8	21	0	7	10	2	2	19	1.2			
45	Sottile, Austin	2-0	2	1.0	0-0	.000	0-0	.000	0-0	.000	0	0	0	0.0	0	0	0	0	0	0	0	0.0			
05	Parrish, Josh	1-0	1	1.0	0-1	.000	0-1	.000	0-0	.000	0	0	0	0.0	0	0	0	0	0	0	0	0.0			
20	Dry, Dalton	2-0	2	1.0	0-0	.000	0-0	.000	0-0	.000	0	0	0	0.0	0	0	0	0	0	0	0	0.0			
Team											26	20	46	2		12									
Total.....		18	3625	459-1019		.450	129-367	.351	196-272	.721	188	423	611	33.9	301	3	283	247	87	86	1243	69.1			
Opponents.....		18	3625	482-1060		.455	121-331	.366	229-303	.756	189	402	591	32.8	291	-	279	191	68	119	1314	73.0			

TEAM STATISTICS	TCU	OPP	Date	Opponent	Score	Att.
SCORING						
		1243				1314
Points per game		69.1				73.0
Scoring margin		-3.9				-
FIELD GOALS-ATT						
		459-1019				482-1060
Field goal pct		.450				.455
3 POINT FG-ATT						
		129-367				121-331
3-point FG pct		.351				.366
3-pt FG made per game		7.2				6.7
FREE THROWS-ATT						
		196-272				229-303
Free throw pct		.721				.756
F-Throws made per game		10.9				12.7
REBOUNDS						
		611				591
Rebounds per game		33.9				32.8
Rebounding margin		+1.1				-
ASSISTS						
		283				279
Assists per game		15.7				15.5
TURNOVERS						
		247				191
Turnovers per game		13.7				10.6
Turnover margin		-3.1				-
Assist/turnover ratio		1.1				1.5
STEALS						
		86				119
Steals per game		4.8				6.6
BLOCKS						
		87				68
Blocks per game		4.8				3.8
ATTENDANCE						
		57922				97590
Home games-Avg/Game		9-6436				9-10843
Neutral site-Avg/Game		-				0-0

^ = Global Sports Classic (Las Vegas, Nev.)

\$ = SEC/Big 12 Challenge

* = Conference game

Score by Periods	1st	2nd	OT	Totals
TCU	585	645	13	1243
Opponents	649	658	7	1314

TCU VS. OKLAHOMA SERIES | PLAYER STATS

Bane, Desmond

Season	gp-gs	min/avg	Total		3-Point		F-Throws		Rebounds				pf	fo	ast	to	blk	stl	Scoring	
			fg-fga	pct	fg-fga	pct	ft-fa	pct	off	def	tot	avg							pts	avg
2016-17	2-0	37/18.5	6-11	.545	1-2	.500	0-1	.000	3	5	8	4.0	2	0	2	5	2	0	13	6.5
TOTAL	2-0	37/18.5	6-11	.545	1-2	.500	0-1	.000	3	5	8	4.0	2	0	2	5	2	0	13	6.5

Brodziansky, Vlad

Season	gp-gs	min/avg	Total		3-Point		F-Throws		Rebounds				pf	fo	ast	to	blk	stl	Scoring	
			fg-fga	pct	fg-fga	pct	ft-fa	pct	off	def	tot	avg							pts	avg
2015-16	2-0	35/17.5	11-17	.647	1-4	.250	4-7	.571	5	7	12	6.0	9	1	1	5	0	0	27	13.5
2016-17	2-2	53/26.5	8-16	.500	0-0	.000	5-6	.833	2	4	6	3.0	5	0	1	0	3	1	21	10.5
TOTAL	4-2	88/22.0	19-33	.576	1-4	.250	9-13	.692	7	11	18	4.5	14	1	2	5	3	1	48	12.0

Dry, Dalton

Season	gp-gs	min/avg	Total		3-Point		F-Throws		Rebounds				pf	fo	ast	to	blk	stl	Scoring	
			fg-fga	pct	fg-fga	pct	ft-fa	pct	off	def	tot	avg							pts	avg
2015-16	2-0	2/1.0	0-0	.000	0-0	.000	0-2	.000	0	0	0	0.0	1	0	0	1	0	0	0	0.0
TOTAL	2-0	2/1.0	0-0	.000	0-0	.000	0-2	.000	0	0	0	0.0	1	0	0	1	0	0	0	0.0

Fisher, Jaylen

Season	gp-gs	min/avg	Total		3-Point		F-Throws		Rebounds				pf	fo	ast	to	blk	stl	Scoring	
			fg-fga	pct	fg-fga	pct	ft-fa	pct	off	def	tot	avg							pts	avg
2016-17	2-2	59/29.5	5-21	.238	1-5	.200	2-3	.667	0	5	5	2.5	5	0	5	4	0	2	13	6.5
TOTAL	2-2	59/29.5	5-21	.238	1-5	.200	2-3	.667	0	5	5	2.5	5	0	5	4	0	2	13	6.5

Miller, JD

Season	gp-gs	min/avg	Total		3-Point		F-Throws		Rebounds				pf	fo	ast	to	blk	stl	Scoring	
			fg-fga	pct	fg-fga	pct	ft-fa	pct	off	def	tot	avg							pts	avg
2015-16	2-0	38/19.0	4-9	.444	2-2	1.000	3-4	.750	3	2	5	2.5	4	0	1	3	0	0	13	6.5
2016-17	2-2	50/25.0	4-13	.308	1-8	.125	1-4	.250	1	8	9	4.5	3	0	1	2	3	1	10	5.0
TOTAL	4-2	88/22.0	8-22	.364	3-10	.300	4-8	.500	4	10	14	3.5	7	0	2	5	3	1	23	5.8

Parrish, Brandon

Season	gp-gs	min/avg	Total		3-Point		F-Throws		Rebounds				pf	fo	ast	to	blk	stl	Scoring	
			fg-fga	pct	fg-fga	pct	ft-fa	pct	off	def	tot	avg							pts	avg
2013-14	2-1	59/29.5	5-14	.357	1-5	.200	3-6	.500	3	4	7	3.5	2	0	1	3	1	1	14	7.0
2014-15	2-0	37/18.5	4-9	.444	3-6	.500	0-1	.000	1	1	2	1.0	1	0	0	0	0	2	11	5.5
2015-16	2-2	70/35.0	11-25	.440	2-9	.222	3-4	.750	2	3	5	2.5	2	0	5	1	0	1	27	13.5
2016-17	2-0	30/15.0	4-11	.364	4-9	.444	4-6	.667	1	2	3	1.5	1	0	2	0	1	1	16	8.0
TOTAL	8-3	196/24.5	24-59	.407	10-29	.345	10-17	.588	7	10	17	2.1	6	0	8	4	2	5	68	8.5

Parrish, Josh

Robinson, Alex

Season	gp-gs	min/avg	Total		3-Point		F-Throws		Rebounds				pf	fo	ast	to	blk	stl	Scoring	
			fg-fga	pct	fg-fga	pct	ft-fa	pct	off	def	tot	avg							pts	avg
2016-17	2-2	66/33.0	9-21	.429	3-6	.500	3-4	.750	0	6	6	3.0	2	0	12	5	0	1	24	12.0
TOTAL	2-2	66/33.0	9-21	.429	3-6	.500	3-4	.750	0	6	6	3.0	2	0	12	5	0	1	24	12.0

TCU VS. OKLAHOMA SERIES | PLAYER STATS

Shepherd, Karviar

Season	gp-gs	min/avg	Total fg-fga pct	3-Point fg-fga pct	F-Throws ft-fita pct	Rebounds off def tot avg	Scoring pts avg
2013-14	2-2	63/31.5	9-19 .474	1-1 1.000	3-5 .600	6 10 16 8.0	22 11.0
2014-15	2-2	40/20.0	2-10 .200	0-0 .000	0-0 .000	3 8 11 5.5	4 2.0
2015-16	2-1	32/16.0	3-7 .429	0-0 .000	0-0 .000	1 5 6 3.0	6 3.0
2016-17	2-0	18/9.0	4-4 1.000	0-0 .000	2-2 1.000	2 3 5 2.5	10 5.0
TOTAL	8-5	153/19.1	18-40 .450	1-1 1.000	5-7 .714	12 26 38 4.8	42 5.3

Sottile, Austin

Washburn, Chris

Season	gp-gs	min/avg	Total fg-fga pct	3-Point fg-fga pct	F-Throws ft-fita pct	Rebounds off def tot avg	Scoring pts avg
2014-15	2-2	51/25.5	5-13 .385	0-0 .000	4-6 .667	5 8 13 6.5	14 7.0
2015-16	2-2	58/29.0	5-14 .357	1-3 .333	9-12 .750	0 9 9 4.5	20 10.0
2016-17	2-0	9/4.5	1-3 .333	0-0 .000	0-0 .000	1 1 2 1.0	2 1.0
TOTAL	6-4	118/19.7	11-30 .367	1-3 .333	13-18 .722	6 18 24 4.0	36 6.0

Williams, Kenrich

Season	gp-gs	min/avg	Total fg-fga pct	3-Point fg-fga pct	F-Throws ft-fita pct	Rebounds off def tot avg	Scoring pts avg
2014-15	2-2	66/33.0	8-18 .444	1-3 .333	1-3 .333	8 5 13 6.5	18 9.0
2016-17	2-2	66/33.0	8-13 .615	3-3 1.000	0-1 .000	6 13 19 9.5	19 9.5
TOTAL	4-4	132/33.0	16-31 .516	4-6 .667	1-4 .250	14 18 32 8.0	37 9.3

Williams, Michael

Season	gp-gs	min/avg	Total fg-fga pct	3-Point fg-fga pct	F-Throws ft-fita pct	Rebounds off def tot avg	Scoring pts avg
2013-14	2-0	21/10.5	3-9 .333	1-3 .333	2-2 1.000	0 0 0 0.0	9 4.5
2014-15	1-0	4/4.0	0-1 .000	0-0 .000	1-2 .500	0 0 0 0.0	1 1.0
2015-16	1-0	22/22.0	0-1 .000	0-1 .000	2-2 1.000	0 2 2 2.0	2 2.0
2016-17	2-0	12/6.0	0-3 .000	0-1 .000	0-0 .000	0 2 2 1.0	0 0.0
TOTAL	6-0	59/9.8	3-14 .214	1-5 .200	5-6 .833	0 4 4 0.7	12 2.0

TCU VS. OKLAHOMA | 2016-17

BOX SCORE

TCU 60, OKLAHOMA 57
JAN. 3, 2017 // SCHOLLMAYER ARENA

Official Basketball Box Score -- Game Totals -- Final Statistics
Oklahoma vs TCU

01/03/17 8:00 pm at Fort Worth, Texas (Schollmaier Arena)

Oklahoma 57 • 6-7, 0-2 Big 12

#	Player	Total fg-fga	3-Ptr fg-fga	FT-FTA	Rebounds Off Def Tot	PF	TP	A	T	Bk	Stl	Min
11	Doolittle, Kristian	r 3-6	0-0	2-4	2 4 6	2	8	1	2	0	2	21
12	Lattin, Khadeem	r 3-3	0-0	0-1	2 1 3	4	6	0	0	2	1	22
01	Odorries, Rashard	g 2-8	0-0	1-2	1 3 4	1	5	3	2	0	1	22
03	James, Christian	g 1-10	0-3	1-2	1 2 3	1	3	2	2	0	0	32
11	Shepherd, Jordan	g 0-4	0-1	0-0	0 0 0	4	3	1	0	0	0	20
00	Strong-Moore, Darrion	g 4-8	2-5	0-0	0 1 1	0	10	1	1	0	0	20
04	McNease, Jamuni	g 1-4	0-0	0-0	1 3 4	4	2	0	1	2	0	18
05	Freeman, Matt	g 4-6	2-3	0-0	0 0 0	0	10	0	2	1	1	14
20	McGusty, Kameron	g 4-11	1-3	2-2	1 2 3	1	11	3	1	4	2	27
21	Buford, Dante	g 1-2	0-1	0-0	1 0 1	0	2	0	0	1	4	4
Team					3 3 6							
Totals		23-62	5-16	6-11	12 19 31	17	57	13	6	10	20	200
FG % 1st Half: 16-34 47.1% 2nd half: 7-28 25.0% Game: 23-62 37.1% Deadball Rebounds 3.2												
3PG % 1st Half: 3-6 50.0% 2nd half: 2-10 20.0% Game: 5-16 31.3%												
FT % 1st Half: 3-4 75.0% 2nd half: 3-7 42.9% Game: 6-11 54.5%												

Officials: Joe DeRosa, Bert Smith, Michael Greenstein

Technical Fouls: Oklahoma=None, TCU=None

Attendance: 5576

Score by periods	1st	2nd	Total
Oklahoma	38	19	57
TCU	34	26	60

Last FG - OU 2nd-00:50, TCU 2nd-02:03

Largest lead - OU by 9 1st-13:12, TCU by 6 2nd-02:03

OU led for 35:28, TCU led for 03:38, Game was tied for 00:54.

OKLAHOMA 73, TCU 68
MARCH 4, 2017 // LLOYD NOBLE CENTER

Official Basketball Box Score -- Game Totals -- Final Statistics
TCU vs Oklahoma

03/04/17 2 pm at Lloyd Noble Center

TCU 68 • 17-14, 6-12

#	Player	Total fg-fga	3-Ptr fg-fga	FT-FTA	Rebounds Off Def Tot	PF	TP	A	T	Bk	Stl	Min
11	Brodziansky, Vlad	r 7-14	0-0	3-4	2 2 4	4	17	1	0	0	0	31
11	Miller, JD	r 3-9	1-5	0-2	1 5 6	3	7	1	1	1	1	33
00	Fisher, Jaylen	g 3-14	1-3	0-0	0 2 2	2	7	4	0	0	1	33
25	Robinson, Alex	g 2-8	1-2	1-2	0 4 4	2	6	3	0	0	0	33
34	Williams, Kenrich	g 7-10	3-3	0-1	5 8 13	2	17	3	0	0	1	39
01	Bane, Desmond	g 2-4	0-1	0-0	1 1 2	1	4	1	1	0	0	12
02	Williams, Michael	g 0-1	0-0	0-0	0 0 0	0	0	0	0	0	0	3
11	Parrish, Brandon	g 2-4	2-3	0-0	1 0 1	0	6	1	0	0	0	7
32	Shepherd, Karviar	g 1-1	0-0	0-0	0 0 0	1	2	0	0	0	4	4
33	Washburn, Chris	g 1-2	0-0	0-0	1 0 1	3	2	1	1	0	0	5
Team					3 2 5							
Totals		28-67	8-17	4-9	14 24 38	18	68	18	6	1	3	200
FG % 1st Half: 13-34 38.2% 2nd half: 15-33 45.5% Game: 28-67 41.8% Deadball Rebounds 3.2												
3PG % 1st Half: 4-7 57.1% 2nd half: 4-10 40.0% Game: 8-17 47.1%												
FT % 1st Half: 1-1 100.0 2nd half: 3-8 37.5% Game: 4-9 44.4%												

Officials: Rick Crawford, Keith Kimble, Brooks Wells

Technical Fouls: TCU=None, Oklahoma=None

Attendance: 9526

Est. Attendance: 9538

Score by periods	1st	2nd	Total
TCU	31	37	68
Oklahoma	33	40	73

Last FG - TCU 2nd-00:13, OU 2nd-01:28

Largest lead - TCU by 8 2nd-00:36, OU by 9 1st-07:30

TCU led for 46:47, OU led for 27:39, Game was tied for 05:34.

LAST RECAP

NORMAN, Okla. (AP) TCU's Kenrich Williams tied the game with a 3-point shot late, but Oklahoma was able to hang on for a 73-68 win Saturday.

Freshman Kameron McGusty tied his career high 22 with points to lead Oklahoma to a 73-68 victory over TCU in the Big 12 conference finale on Saturday.

McGusty gave the Sooners (11-19, 5-13) a 66-63 lead on a driving layup with 1:12 remaining and then watched TCU's Kenrich Williams tie the game with a 3-point shot on the Frogs next possession. McGusty and fellow freshmen Kameron Doolittle and Jordan Shepherd then connected on seven straight free throws to seal the game as the Horned Frogs missed three of their last four shots.

Oklahoma has a 10-0 record against TCU in Norman and has won 11 of the last 13 meetings overall. Doolittle added 19 points and 13 rebounds for the Sooners, while center Khadeem Lattin had seven points, 10 rebounds and five blocked shots.

TCU (17-14, 6-12) lost for the seventh straight time. Williams and Vladimir Brodziansky scored 17 points apiece, with Williams adding 13 boards. The Horned Frogs went 4 of 9 the foul line while the Sooners were 17 of 22.

TCU TV/RADIO ROSTER



JAYLEN FISHER
Fr. | G | 6-2 | 195
Arlington, Tenn.




DESMOND BANE
Fr. | G | 6-5 | 215
Richmond, Ind.



MICHAEL WILLIAMS
Sr. | G | 6-2 | 190
San Antonio, Texas



JOSH PARRISH
Fr. | G | 6-5 | 220
Arlington, Texas



VLADIMIR BRODZIANSKY
Jr. | F | 6-11 | 220
Prievidza, Slovakia



BRANDON PARRISH
Sr. | G | 6-6 | 210
Arlington, Texas



KOUAT NOI
Fr. | F | 6-7 | 205
Newcastle, Australia



JD MILLER
So. | F | 6-8 | 235
Dallas, Texas



DALTON DRY
Jr. | G | 6-3 | 190
Fort Worth, Texas



ALEX ROBINSON
So. | G | 6-1 | 180
Fort Worth, Texas




KARVIAR SHEPHERD
Sr. | F | 6-11 | 230
Dallas, Texas



CHRIS WASHBURN
Sr. | F | 6-8 | 240
Grand Prairie, Texas



KENRICH WILLIAMS
Jr. | G | 6-7 | 210
Waco, Texas



AUSTIN SOTTILE
Jr. | F | 6-6 | 225
Saint Louis, Mo.



JAMIE DIXON
Head Coach



DAVID PATRICK
Assistant Head Coach



RYAN MILLER
Assistant Coach



COREY BAREKER
Assistant Coach